

SL(K) drill 15xD

General machining

Add K (SLK) to the code for use on Cast Iron

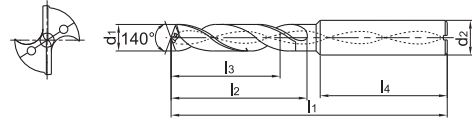
1588SL15C



- Type of shank DIN 6535HA
- Coolant exit, axial concentric



Internal coolant



Article	*	Dimensions [mm]						Grade
		d ₁ (m7)	d ₂ (h6)	l ₁	l ₂	l ₃	l ₄	KDG303
1588SL15C-0300	*	3	6	100	60	50	36	●
1588SL15C-0310	*	3.1	6	105	65	55	36	●
1588SL15C-0320	*	3.2	6	105	65	55	36	○
1588SL15C-0330	*	3.3	6	105	65	55	36	●
1588SL15C-0335	*	3.35	6	105	65	55	36	○
1588SL15C-0340	*	3.4	6	105	65	55	36	●
1588SL15C-0350	*	3.5	6	105	65	55	36	●
1588SL15C-0360	*	3.6	6	112	72	62	36	○
1588SL15C-0370	*	3.7	6	112	72	68	36	●
1588SL15C-0380	*	3.8	6	112	72	68	36	●
1588SL15C-0390	*	3.9	6	112	72	68	36	○
1588SL15C-0400	*	4	6	112	72	64	36	●
1588SL15C-0410	*	4.1	6	120	80	72	36	○
1588SL15C-0420	*	4.2	6	120	80	72	36	○
1588SL15C-0430	*	4.3	6	120	80	72	36	○
1588SL15C-0440	*	4.4	6	120	80	72	36	○
1588SL15C-0450	*	4.5	6	120	80	72	36	●
1588SL15C-0460	*	4.6	6	128	88	80	36	●
1588SL15C-0470	*	4.7	6	128	88	80	36	○
1588SL15C-0480	*	4.8	6	128	88	80	36	●
1588SL15C-0490	*	4.9	6	128	88	80	36	●
1588SL15C-0500	*	5	6	128	88	82	36	●
1588SL15C-0510	*	5.1	6	136	96	90	36	●
1588SL15C-0520	*	5.2	6	136	96	90	36	○
1588SL15C-0530	*	5.3	6	136	96	90	36	●
1588SL15C-0540	*	5.4	6	136	96	90	36	○
1588SL15C-0550	*	5.5	6	136	96	90	36	○
1588SL15C-0560	*	5.6	6	144	104	98	36	○
1588SL15C-0570	*	5.7	6	144	104	98	36	○
1588SL15C-0580	*	5.8	6	144	104	98	36	○
1588SL15C-0590	*	5.9	6	144	104	98	36	○
1588SL15C-0600	*	6	6	144	104	98	36	○
1588SL15C-0610	*	6.1	8	152	112	103	36	●
1588SL15C-0620	*	6.2	8	152	112	103	36	●
1588SL15C-0630	*	6.3	8	152	112	103	36	○

● Ex stock ○ On demand

All articles SLK on demand

* With internal cooling

Application field

Type	P	M	K	N	S	H
1588SL*	✓	✓	✓	✓	✓	
1588SLK*			✓			

✓ Very suitable

✓ Suitable

System code > C44

Machining instructions > C201

Cutting data > C144

Nonstandard order > C150

SL(K) drill 15xD **General machining** Add K (SLK) to the code for use on Cast Iron

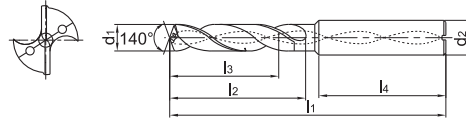
1588SL15C



- Type of shank DIN 6535HA
- Coolant exit, axial concentric



Internal coolant



Article	*	Dimensions [mm]						Grade
		d ₁ (m7)	d ₂ (h6)	l ₁	l ₂	l ₃	l ₄	KDG303
1588SL15C-0640	*	6.4	8	152	112	103	36	●
1588SL15C-0650	*	6.5	8	152	112	103	36	●
1588SL15C-0660	*	6.6	8	160	120	111	36	○
1588SL15C-0670	*	6.7	8	160	120	111	36	●
1588SL15C-0680	*	6.8	8	160	120	111	36	○
1588SL15C-0690	*	6.9	8	160	120	111	36	○
1588SL15C-0700	*	7	8	160	120	111	36	●
1588SL15C-0710	*	7.1	8	170	130	118	36	○
1588SL15C-0720	*	7.2	8	170	130	118	36	○
1588SL15C-0730	*	7.3	8	170	130	118	36	○
1588SL15C-0740	*	7.4	8	170	130	118	36	○
1588SL15C-0750	*	7.5	8	170	130	118	36	○
1588SL15C-0760	*	7.6	8	180	140	128	36	○
1588SL15C-0770	*	7.7	8	180	140	128	36	○
1588SL15C-0780	*	7.8	8	180	140	128	36	○
1588SL15C-0790	*	7.9	8	180	140	128	36	○
1588SL15C-0800	*	8	8	180	140	128	36	●
1588SL15C-0810	*	8.1	10	194	150	138	40	○
1588SL15C-0820	*	8.2	10	194	150	138	40	○
1588SL15C-0830	*	8.3	10	194	150	138	40	○
1588SL15C-0840	*	8.4	10	194	150	138	40	○
1588SL15C-0850	*	8.5	10	194	150	138	40	●
1588SL15C-0860	*	8.6	10	204	160	148	40	●
1588SL15C-0870	*	8.7	10	204	160	148	40	○
1588SL15C-0880	*	8.8	10	204	160	148	40	●
1588SL15C-0890	*	8.9	10	204	160	148	40	○
1588SL15C-0900	*	9	10	204	160	148	40	○
1588SL15C-0910	*	9.1	10	216	172	160	40	○
1588SL15C-0920	*	9.2	10	216	172	160	40	○
1588SL15C-0930	*	9.3	10	216	172	160	40	○
1588SL15C-0940	*	9.4	10	216	172	160	40	○
1588SL15C-0950	*	9.5	10	216	172	160	40	○
1588SL15C-0960	*	9.6	10	226	182	170	40	○
1588SL15C-0970	*	9.7	10	226	182	170	40	○
1588SL15C-0980	*	9.8	10	226	182	170	40	○

● Ex stock ○ On demand

All articles SLK on demand

* With internal cooling

Application field						
Type	P	M	K	N	S	H
1588SL*	✓	✓	✓	✓	✓	
1588SLK*			✓			

- ✓ Very suitable
- ✓ Suitable

System code > C44

Machining instructions > C201

Cutting data > C144

Nonstandard order > C150



A

Turning

B

Milling

C

Drilling

D

Technical Information

E

Index

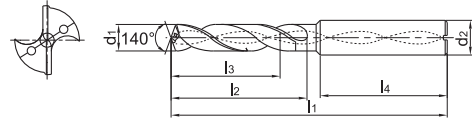
SL(K) drill 15xD General machining Add K (SLK) to the code for use on Cast Iron

1588SL15C

- Type of shank DIN 6535HA
- Coolant exit, axial concentric



Internal coolant



Article	*	Dimensions [mm]						Grade
		d ₁ (m7)	d ₂ (h6)	l ₁	l ₂	l ₃	l ₄	KDG303
1588SL15C-0990	*	9.9	10	226	182	170	40	○
1588SL15C-1000	*	10	10	226	182	170	40	●
1588SL15C-1010	*	10.1	12	240	190	178	45	○
1588SL15C-1020	*	10.2	12	240	190	178	45	○
1588SL15C-1030	*	10.3	12	240	190	178	45	○
1588SL15C-1040	*	10.4	12	240	190	178	45	○
1588SL15C-1050	*	10.5	12	240	190	178	45	○
1588SL15C-1060	*	10.6	12	248	198	186	45	○
1588SL15C-1070	*	10.7	12	248	198	186	45	○
1588SL15C-1080	*	10.8	12	248	198	186	45	○
1588SL15C-1090	*	10.9	12	248	198	186	45	○
1588SL15C-1100	*	11	12	248	198	186	45	●
1588SL15C-1110	*	11.1	12	262	212	200	45	○
1588SL15C-1120	*	11.2	12	262	212	200	45	○
1588SL15C-1130	*	11.3	12	262	212	200	45	○
1588SL15C-1140	*	11.4	12	262	212	200	45	○
1588SL15C-1150	*	11.5	12	262	212	200	45	●
1588SL15C-1160	*	11.6	12	272	222	210	45	○
1588SL15C-1170	*	11.7	12	272	222	210	45	○
1588SL15C-1180	*	11.8	12	272	222	210	45	○
1588SL15C-1190	*	11.9	12	272	222	210	45	○
1588SL15C-1200	*	12	12	272	222	210	45	●

● Ex stock ○ On demand

All articles SLK on demand

* With internal cooling

Application field

Type	P	M	K	N	S	H
1588SL*	✓	✓	✓	✓	✓	
1588SLK*			✓			

✓ Very suitable

✓ Suitable

System code > C44

Machining instructions > C201

Cutting data > C144

Nonstandard order > C150

1 5 3 6 SU 05 (C) – 0850 (S)

1

2

3

4

5

6

7

8

9

A

Turning

Type	
Code	Description
1	Forets

1

Shank type	
Code	Description
1	Straight shank
2	Square shank DIN 10
3	Double flattened straight shank DIN 1809
5	Straight shank DIN 6535 HA
6	Weldon shank DIN 6535 HB
7	Whistle Notch shank DIN 6535 HE
9	Morse taper shank

2

B

Milling

Drill type	
Code	Description
0	Twist drill
3	Universal twist drill
4	NC tapping device
5	Step drill
6	Three-lips drill
7	Straight flute drill
8	Deep hole drill

3

Tool length	
Code	Description
1	DIN 338
2	DIN 1897
3	QJ/ZZQ(TO)01.001.002
4	DIN 6537 K
5	DIN 6539
6	DIN 6537 L
7	Factory standard ZCC-C
8	Factory standard ZCC-D
9	Factory standard ZCC-E

4

C

Drilling

Application	
Code	Description
UD	Twist drills for tough materials
GD	Twist drills for high feeds
SU	Twist drill for general machining
SUK	Twist drill for cast iron
SL	Twist drill for deep hole drilling
SLK	Deep hole drill for cast iron
SP	Pilot drill
SH	Twist drill for hardened materials
SC	Twist drill for non-ferrous metals and cast iron
PA	Three-lips drill for non-ferrous metals and cast iron
PC	Straight flute drill for non-ferrous metals and cast iron

5

E

Index

L/D relation		Angle	
Drill		NC tapping device	
Code	Description	Code	Description
03	3xD	90	90°
05	5xD	120	120°
08	8xD		
10	10xD		
12	12xD		
15	15xD		
20	20xD		
30	30xD		

With inner cooling

6

7

Bore diameter [mm]	
Code	Description
0200	2,0
0850	8,5
1800	18,0
...	

Shank diameter [mm]	
Code	Description
S	4,0

8

9

A
Turning

B
Milling

C
Drilling

D
Technical Information

E
Index



a Boring b Drilling c Profile drilling d Centering

A

Coated cemented carbide PVD

Grade	Grade description
KDG303	PVD coated P10–P20/M10–M20/K10–K20 carbide grade for steel, stainless steel and cast iron. Good wear resistance and toughness for a wide application field.

Turning

B

KDG304	PVD coated carbide substrate for machining caststeel and cast iron. Optimised toughness for high feeds.
---------------	---

Milling

KDG305	PVD coated carbide substrate for machining stainless steel and HRSA. High process reliability due to improved wear resistance.
---------------	--

C

Uncoated cemented carbide

Grade	Grade description
YK20F	Uncoated K20 carbide substrate for steel, cast iron and non ferrous materials.

Drilling

D

YK30F	Uncoated K30 carbide substrate for steel, stainless steel, cast iron and non ferrous materials.
--------------	---

Technical Information

E

Index