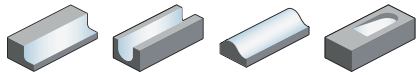


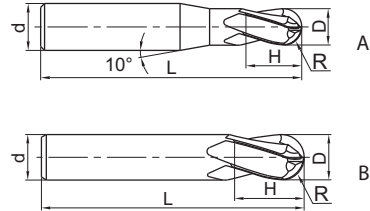
A

Ball nose cutter long shank High-performance machining

PM-4BL



- Factory standard
- Centre cutting
- Helix angle 30°



Turning

B

Milling

Article	*	Dimensions [mm]					Teeth	Geometry	Grade
		R	D	d (h6)	H	L			KMG405
PM-4BL-R1.5		1.5	3	6	6	75	4	A	●
PM-4BL-R2.0		2	4	6	8	75	4	A	●
PM-4BL-R2.5		2.5	5	6	10	75	4	A	●
PM-4BL-R3.0		3	6	6	12	75	4	B	●
PM-4BL-R4.0		4	8	8	16	100	4	B	●
PM-4BL-R5.0		5	10	10	20	100	4	B	●
PM-4BL-R6.0		6	12	12	24	100	4	B	●
PM-4BL-R7.0		7	14	14	28	100	4	B	●
PM-4BL-R8.0		8	16	16	32	150	4	B	●
PM-4BL-R9.0		9	18	18	36	150	4	B	●
PM-4BL-R10.0		10	20	20	40	150	4	B	●

● Ex stock ○ On demand

* With internal cooling

C

Drilling

D

Technical Information

E

Index

Application field

P	M	K	N	S	H
✓	✓	✓			✓

✓ Very suitable

✓ Suitable

System code > B268

Cutting data > B436

Nonstandard order > B477

Recommended feed rate

Solid carbide milling group 5 – Ball nose cutters GM series

	a _e / D	Feed rate per cutting edge (f _z) [mm]															
		Ø0,5	Ø0,8	Ø 1	Ø 2	Ø 3	Ø 4	Ø 5	Ø 6	Ø 8	Ø 10	Ø 12	Ø 14	Ø 16	Ø 18	Ø 20	
P	1/1																
	1/10	0,02	0,05	0,05	0,05	0,05	0,05	0,07	0,07	0,09	0,14	0,16	0,16	0,18	0,18	0,20	
	1/20	0,03	0,06	0,06	0,06	0,06	0,06	0,08	0,08	0,11	0,17	0,20	0,20	0,23	0,23	0,25	
M	1/1																
	1/10	0,02	0,04	0,04	0,04	0,04	0,04	0,05	0,05	0,07	0,11	0,13	0,13	0,15	0,15	0,16	
	1/20	0,02	0,05	0,05	0,05	0,05	0,05	0,07	0,07	0,09	0,14	0,16	0,16	0,18	0,18	0,21	
K	1/1																
	1/10	0,02	0,05	0,05	0,05	0,05	0,05	0,07	0,07	0,09	0,14	0,16	0,16	0,18	0,18	0,20	
	1/20	0,03	0,06	0,06	0,06	0,06	0,06	0,08	0,08	0,11	0,17	0,20	0,20	0,23	0,23	0,25	
H	1/1																
	1/10	0,02	0,04	0,04	0,04	0,04	0,04	0,05	0,05	0,07	0,11	0,13	0,13	0,15	0,15	0,16	
	1/20	0,02	0,05	0,05	0,05	0,05	0,05	0,07	0,07	0,09	0,14	0,16	0,16	0,18	0,18	0,21	

Note: The given cutting values are guide values, which were determined under ideal conditions.
The values have to be adapted in individual cases.

Solid carbide milling group 6 – High feed mills PM series

	a _e / D	Feed rate per cutting edge (f _z) [mm]							
		Ø 3	Ø 4	Ø 5	Ø 6	Ø 8	Ø 10	Ø 12	
P	1/1								
	1/10								
	1/20	0,15	0,25	0,28	0,33	0,44	0,55	0,66	
M	1/1								
	1/10								
	1/20	0,12	0,22	0,25	0,30	0,41	0,52	0,63	
K	1/1								
	1/10								
	1/20	0,15	0,25	0,28	0,33	0,44	0,55	0,66	
H	1/1								
	1/10								
	1/20	0,12	0,22	0,25	0,30	0,41	0,52	0,63	

Note: The given cutting values are guide values, which were determined under ideal conditions.
The values have to be adapted in individual cases.

Solid carbide milling group 7 – Ball nose cutters HM series

	a _e / D	Feed rate per cutting edge (f _z) [mm]															
		Ø0,5	Ø0,8	Ø 1	Ø 2	Ø 3	Ø 4	Ø 5	Ø 6	Ø 8	Ø 10	Ø 12	Ø 14	Ø 16	Ø 18	Ø 20	
H	1/1																
	1/2	0,02	0,04	0,04	0,04	0,04	0,04	0,05	0,05	0,07	0,11	0,13	0,13	0,15	0,15	0,16	
	1/10	0,02	0,05	0,05	0,05	0,05	0,05	0,07	0,07	0,09	0,14	0,16	0,16	0,18	0,18	0,21	

Note: The given cutting values are guide values, which were determined under ideal conditions.
The values have to be adapted in individual cases.

Solid carbide milling group 8 – High feed mills AL series

	a _e / D	Feed rate per cutting edge (f _z) [mm]							
		Ø 6	Ø 8	Ø 10	Ø 12	Ø 14	Ø 16	Ø 18	Ø 20
N	1/1	0,04	0,05	0,08	0,09	0,11	0,13	0,16	0,18
	3/4	0,05	0,07	0,10	0,12	0,14	0,16	0,20	0,23
	1/10	0,08	0,11	0,16	0,19	0,22	0,25	0,31	0,36

Note: The given cutting values are guide values, which were determined under ideal conditions.
The values have to be adapted in individual cases.

A

Turning

B

Milling

C

Drilling

D

Technical Information

E

Index

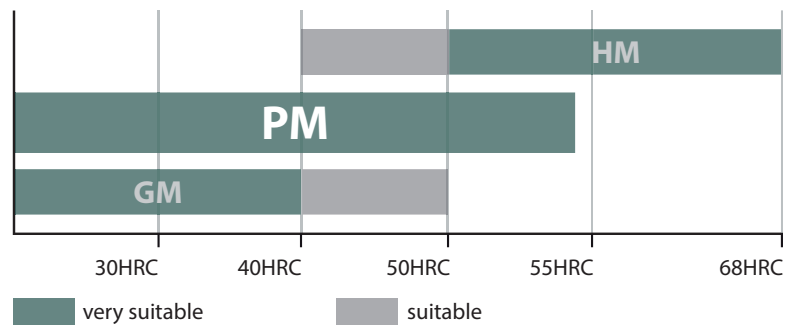


PM series

For demanding applications

- For machining of steel to max. 55 HRC and cast iron to heat-resistant alloys.
- Very solid cutting edge with high stiffness for higher cutting speeds and feed rates.
- End mills, ball nose cutters, torus mills and high feed mills
- Diameter range 3.0–20.0 mm

Application fields for machining of steel



GM – 2 E L P – D12 R0.5 – M08 – W

1 2 3 4 5 6 7 8 9

Application	
Code	Description
GR	General roughing
GM	Semi-finishing
GF	Finishing
PM	High-performance machining
HM	Hard machining
HH	High-speed hard machining
NM	General machining of non-ferrous metals
AL	General machining of Al and Al alloys
ALP	High-performance machining of Al and Al alloys
ALG	General machining of Al and Al alloys
UM	HSC/HPC machining
VSM	General machining of heat-resistant alloys

Number of teeth

1 **2**

Cutting edge type		Cutting edge length	
Code	Description	Code	Description
E	Square shoulder mill with protective chamfer	L	Long
F	Square shoulder mill with sharp cutting edges	X	Extra long
B	Ball nose cutter	F	Short
R	Torus mill		
W	Ripper		
H	High-feed mill		

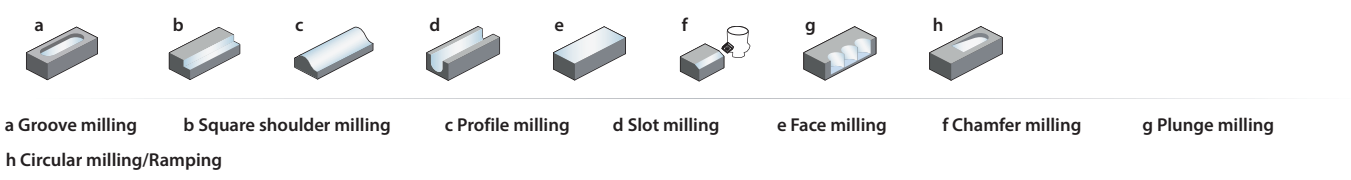
3 **4**

Type		Diameter [mm]	
Code	Description	Code	Description
S	Mini diameter	D3.0	3,0
P	Ground neck	D8.0	8,0
C	Conical neck	D20.0	20,0
		...	

5 **6**

Radius [mm]		Features		Weldon shank
Code	Description	Code	Description	
R0.5	0,5	G	Spiral angle 30°	
R1.0	1,5	M	Neck length [mm]	
R3.0	3,0	S	Thin shank	
...		AIR	For aerospace industry	

7 **8** **9**



A
Turning

B
Milling

C
Drilling

D
Technical Information

E
Index

A

Turning

Coated cemented carbide PVD

Grade	Grade description
KMD401	PVD coated carbide substrate for high performance milling application of non-ferrous metals, CFRP and GFRP and organic materials. The DLC layer has very good wear protection and high thermal stability.

B

Milling

KMG303	PVD coated carbide substrate for universal milling application of steel (up to HRC<=48), stainless steel and cast iron.
---------------	---

KMG405	PVD coated carbide substrate for high performance milling application of steel (up to HRC <55), stainless steel, super alloy material and cast iron. High wear resistance and toughness for a wide application field.
---------------	---

C

Drilling

KMG555	PVD coated carbide substrate for hard milling application of steel (HRC 55–68), highest wear resistance and toughness for best cutting result.
---------------	--

KMG309	PVD coated carbide substrate for non ferrous materials. High wear resistance even in abrasive materials.
---------------	--

D

Technical Information

Uncoated cemented carbide





















Grade	Grade description
YK30F	Uncoated K30 carbide substrate for steel, stainless steel, cast iron and non ferrous materials.

E

Index

YK40F	Uncoated K20–K30/N20–N30 carbide substrate for cast iron and non ferrous materials.
--------------	---

High performance milling

Products	Solid carbide cutters	Teeth	Ø	Application						Type	Page
				P	M	K	N	S	H		
PM-2E		2	1.0-20.0	✓	✓	✓			✓	End mills	B330
PM-2EL		2	3.0-20.0	✓	✓	✓			✓	End mills	B331
PM-4E-G		4	1.0-20.0	✓	✓	✓			✓	End mills	B332
PM-4EL-G		4	3.0-20.0	✓	✓	✓			✓	End mills	B333
PM-4EX-G		4	3.0-20.0	✓	✓	✓			✓	End mills	B334
PM-4E		4	1.0-20.0	✓	✓	✓			✓	End mills	B335
PM-4EL		4	3.0-20.0	✓	✓	✓			✓	End mills	B336
PM-6E		6	6.0-20.0	✓	✓	✓			✓	End mills	B337
PM-6EL		6	6.0-20.0	✓	✓	✓			✓	End mills	B338
PM-2B		2	1.0-20.0	✓	✓	✓			✓	Ball nose cutters	B339
PM-2BL		2	2.0-20.0	✓	✓	✓			✓	Ball nose cutters	B340
PM-2BFP		2	1.0-20.0	✓	✓	✓			✓	Ball nose cutters	B341
PM-2BC		2	0.5-4.0	✓	✓	✓			✓	Ball nose cutter with conical neck	B342
PM-4B		4	3.0-20.0	✓	✓	✓			✓	Ball nose cutters	B345
PM-4BL		4	3.0-20.0	✓	✓	✓			✓	Ball nose cutters	B346
PM-2R		2	1.0-12.0	✓	✓	✓			✓	Torus mills	B347
PM-4R		4	3.0-12.0	✓	✓	✓			✓	Torus mills	B350
PM-4RL		4	6.0-16.0	✓	✓	✓			✓	Torus mills	B351
PM-4H		4	3.0-12.0	✓	✓	✓			✓	High-feed mills	B348
PM-4HL		4	4.0-12.0	✓	✓	✓			✓	High-feed mills	B349

✓ Very suitable ✓ Suitable

A

Turning

B

Milling

C

Drilling

D

Technical Information

E

Index