

# Solid carbide drills GD series

GD drill 3xD

Steel, cast iron

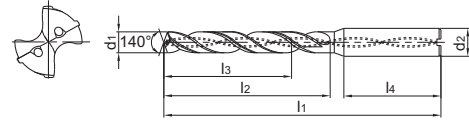
1534GD03C



- Type of shank DIN 6535HA
- Coolant exit, axial concentric



External coolant



Article	*	Dimensions [mm]						Grade
		d <sub>1</sub> (m7)	d <sub>2</sub> (h6)	l <sub>1</sub>	l <sub>2</sub>	l <sub>3</sub>	l <sub>4</sub>	KDG304
1534GD03C-0300	*	3	6	62	20	14	36	●
1534GD03C-0310	*	3.1	6	62	20	14	36	●
1534GD03C-0320	*	3.2	6	62	20	14	36	●
1534GD03C-0330	*	3.3	6	62	20	14	36	●
1534GD03C-0340	*	3.4	6	62	20	14	36	●
1534GD03C-0350	*	3.5	6	62	20	14	36	●
1534GD03C-0360	*	3.6	6	62	20	14	36	●
1534GD03C-0370	*	3.7	6	62	20	14	36	●
1534GD03C-0380	*	3.8	6	66	24	17	36	●
1534GD03C-0390	*	3.9	6	66	24	17	36	●
1534GD03C-0400	*	4	6	66	24	17	36	●
1534GD03C-0410	*	4.1	6	66	24	17	36	●
1534GD03C-0420	*	4.2	6	66	24	17	36	●
1534GD03C-0430	*	4.3	6	66	24	17	36	●
1534GD03C-0440	*	4.4	6	66	24	17	36	●
1534GD03C-0450	*	4.5	6	66	24	17	36	●
1534GD03C-0460	*	4.6	6	66	24	17	36	●
1534GD03C-0465	*	4.65	6	66	24	17	36	●
1534GD03C-0470	*	4.7	6	66	24	17	36	●
1534GD03C-0480	*	4.8	6	66	28	20	36	●
1534GD03C-0490	*	4.9	6	66	28	20	36	●
1534GD03C-0500	*	5	6	66	28	20	36	●
1534GD03C-0510	*	5.1	6	66	28	20	36	●
1534GD03C-0520	*	5.2	6	66	28	20	36	●
1534GD03C-0530	*	5.3	6	66	28	20	36	●
1534GD03C-0540	*	5.4	6	66	28	20	36	●
1534GD03C-0550	*	5.5	6	66	28	20	36	●
1534GD03C-0560	*	5.6	6	66	28	20	36	●
1534GD03C-0570	*	5.7	6	66	28	20	36	●
1534GD03C-0580	*	5.8	6	66	28	20	36	●
1534GD03C-0590	*	5.9	6	66	28	20	36	●
1534GD03C-0600	*	6	6	66	28	20	36	●
1534GD03C-0610	*	6.1	8	79	34	24	36	●
1534GD03C-0620	*	6.2	8	79	34	24	36	●
1534GD03C-0630	*	6.3	8	79	34	24	36	●
1534GD03C-0640	*	6.4	8	79	34	24	36	●
1534GD03C-0650	*	6.5	8	79	34	24	36	●

- Ex stock ○ On demand
- \* With internal cooling

Application field

P	M	K	N	S	H
✓		✓			

- ✓ Very suitable
- ✓ Suitable

System code > C44

Machining instructions > C201

Cutting data > C144

Nonstandard order > C150

GD drill 3xD

Steel, cast iron

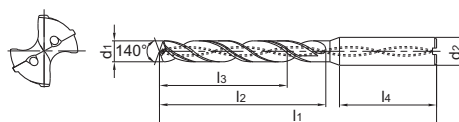
1534GD03C



- Type of shank DIN 6535HA
- Coolant exit, axial concentric



External coolant



Article	*	Dimensions [mm]						Grade
		d <sub>1</sub> (m7)	d <sub>2</sub> (h6)	l <sub>1</sub>	l <sub>2</sub>	l <sub>3</sub>	l <sub>4</sub>	KDG304
1534GD03C-0660	*	6.6	8	79	34	24	36	●
1534GD03C-0670	*	6.7	8	79	34	24	36	●
1534GD03C-0680	*	6.8	8	79	34	24	36	●
1534GD03C-0690	*	6.9	8	79	34	24	36	●
1534GD03C-0700	*	7	8	79	34	24	36	●
1534GD03C-0710	*	7.1	8	79	41	29	36	●
1534GD03C-0720	*	7.2	8	79	41	29	36	●
1534GD03C-0730	*	7.3	8	79	41	29	36	●
1534GD03C-0740	*	7.4	8	79	41	29	36	●
1534GD03C-0750	*	7.5	8	79	41	29	36	●
1534GD03C-0760	*	7.6	8	79	41	29	36	●
1534GD03C-0770	*	7.7	8	79	41	29	36	●
1534GD03C-0780	*	7.8	8	79	41	29	36	●
1534GD03C-0790	*	7.9	8	79	41	29	36	●
1534GD03C-0800	*	8	8	79	41	29	36	●
1534GD03C-0810	*	8.1	10	89	47	35	40	●
1534GD03C-0820	*	8.2	10	89	47	35	40	●
1534GD03C-0830	*	8.3	10	89	47	35	40	●
1534GD03C-0840	*	8.4	10	89	47	35	40	●
1534GD03C-0850	*	8.5	10	89	47	35	40	●
1534GD03C-0860	*	8.6	10	89	47	35	40	●
1534GD03C-0870	*	8.7	10	89	47	35	40	●
1534GD03C-0880	*	8.8	10	89	47	35	40	●
1534GD03C-0890	*	8.9	10	89	47	35	40	●
1534GD03C-0900	*	9	10	89	47	35	40	●
1534GD03C-0910	*	9.1	10	89	47	35	40	●
1534GD03C-0920	*	9.2	10	89	47	35	40	●
1534GD03C-0930	*	9.3	10	89	47	35	40	●
1534GD03C-0940	*	9.4	10	89	47	35	40	●
1534GD03C-0950	*	9.5	10	89	47	35	40	●
1534GD03C-0960	*	9.6	10	89	47	35	40	●
1534GD03C-0970	*	9.7	10	89	47	35	40	●
1534GD03C-0980	*	9.8	10	89	47	35	40	●
1534GD03C-0990	*	9.9	10	89	47	35	40	●
1534GD03C-1000	*	10	10	89	47	35	40	●
1534GD03C-1020	*	10.2	12	102	55	40	45	●
1534GD03C-1050	*	10.5	12	102	55	40	45	●

● Ex stock ○ On demand

\* With internal cooling

Application field					
P	M	K	N	S	H
✓		✓			

✓ Very suitable

✓ Suitable

System code > C44

Machining instructions > C201

Cutting data > C144

Nonstandard order > C150



A

Turning

B

Milling

C

Drilling

D

Technical Information

E

Index

## GD drill 3xD

Steel, cast iron

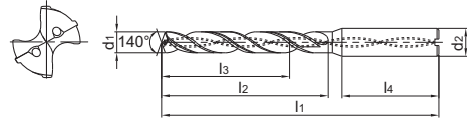
### 1534GD03C



- Type of shank DIN 6535HA
- Coolant exit, axial concentric



External coolant



Article	*	Dimensions [mm]						Grade
		d <sub>1</sub> (m7)	d <sub>2</sub> (h6)	l <sub>1</sub>	l <sub>2</sub>	l <sub>3</sub>	l <sub>4</sub>	KDG304
1534GD03C-1100	*	11	12	102	55	40	45	●
1534GD03C-1140	*	11.4	12	102	55	40	45	●
1534GD03C-1150	*	11.5	12	102	55	40	45	●
1534GD03C-1200	*	12	12	102	55	40	45	●
1534GD03C-1250	*	12.5	14	107	60	43	45	●
1534GD03C-1300	*	13	14	107	60	43	45	●
1534GD03C-1350	*	13.5	14	107	60	43	45	●
1534GD03C-1400	*	14	14	107	60	43	45	●
1534GD03C-1450	*	14.5	16	115	65	45	48	●
1534GD03C-1500	*	15	16	115	65	45	48	●
1534GD03C-1550	*	15.5	16	115	65	45	48	●
1534GD03C-1600	*	16	16	115	65	45	48	●
1534GD03C-1650	*	16.5	18	123	73	51	48	●
1534GD03C-1700	*	17	18	123	73	51	48	●
1534GD03C-1750	*	17.5	18	123	73	51	48	●
1534GD03C-1800	*	18	18	123	73	51	48	●
1534GD03C-1850	*	18.5	20	131	79	55	50	●
1534GD03C-1900	*	19	20	131	79	55	50	●
1534GD03C-1950	*	19.5	20	131	79	55	50	●
1534GD03C-2000	*	20	20	131	79	55	50	●

● Ex stock ○ On demand

\* With internal cooling

#### Application field

P	M	K	N	S	H
✓		✓			

✓ Very suitable

✓ Suitable

System code > C44

Machining instructions > C201

Cutting data > C144

Nonstandard order > C150

# IMPORTANT INFORMATION

## Recommended applications for the **GD series**

### Feed calculator

ISO group	Material	Cutting speed $v_c$ (m/min)	Feed factor* $F_m$
<b>P</b>	Low-alloy steel	130	0,04
	High-alloy steel	100	0,03
<b>K</b>	Cast iron	160	0,04
	Cast steel	130	0,03

Formula: feed per revolution ( $F_n$ )                       $D \times F_m$   
Example: drill diameter (D)                              10 mm  
              material    high-alloy steel

$$F_n = 10 \text{ mm} \times 0,03 = 0,3 \text{ mm/rev.}$$

\*The stated values are maximum values. For unstable clamping set-ups or low-powered machines, we recommend reducing the feed by around 30% for a drill diameter of  $\varnothing 12$  mm or greater.



Fig.: 1536GD05C

## 1 5 3 6 SU 05 (C) – 0850 (S)

1

2

3

4

5

6

7

8

9

A

Turning

Type	
Code	Description
1	Forets

1

Shank type	
Code	Description
1	Straight shank
2	Square shank DIN 10
3	Double flattened straight shank DIN 1809
5	Straight shank DIN 6535 HA
6	Weldon shank DIN 6535 HB
7	Whistle Notch shank DIN 6535 HE
9	Morse taper shank

2

B

Milling

Drill type	
Code	Description
0	Twist drill
3	Universal twist drill
4	NC tapping device
5	Step drill
6	Three-lips drill
7	Straight flute drill
8	Deep hole drill

3

Tool length	
Code	Description
1	DIN 338
2	DIN 1897
3	QJ/ZZQ(TO)01.001.002
4	DIN 6537 K
5	DIN 6539
6	DIN 6537 L
7	Factory standard ZCC-C
8	Factory standard ZCC-D
9	Factory standard ZCC-E

4

C

Drilling

Application	
Code	Description
UD	Twist drills for tough materials
GD	Twist drills for high feeds
SU	Twist drill for general machining
SUK	Twist drill for cast iron
SL	Twist drill for deep hole drilling
SLK	Deep hole drill for cast iron
SP	Pilot drill
SH	Twist drill for hardened materials
SC	Twist drill for non-ferrous metals and cast iron
PA	Three-lips drill for non-ferrous metals and cast iron
PC	Straight flute drill for non-ferrous metals and cast iron

5

E

Index

L/D relation		Angle	
Drill		NC tapping device	
Code	Description	Code	Description
03	3xD	90	90°
05	5xD	120	120°
08	8xD		
10	10xD		
12	12xD		
15	15xD		
20	20xD		
30	30xD		

With inner cooling

**6**

**7**

Bore diameter [mm]	
Code	Description
0200	2,0
0850	8,5
1800	18,0
...	

Shank diameter [mm]	
Code	Description
S	4,0

**8**

**9**

**A**  
Turning

**B**  
Milling

**C**  
Drilling

**D**  
Technical Information

**E**  
Index



a Boring      b Drilling      c Profile drilling      d Centering