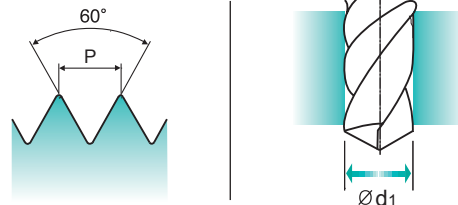
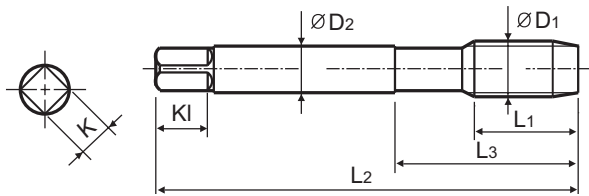
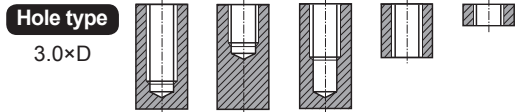


M ISO metric coarse threads DIN 13
 ● Metrisches ISO-Gewinde DIN 13
 ○ ISO MÉTRIQUE DIN13
 ○ ISO Metrico passo grosso DIN 13

- Suitable for threading soft materials with at least 8-10% elongation.
- The pre-drilling holes are bigger than normal sized holes.

- Geeignet zum Gewindeformen weicher Werkstoffe mit mindestens 8-10% Dehnung.
- Die Kernlochbohrungen sind größer als normale Kernlöcher.



Material groups: **GV** **HSS-E** **DIN 371/376** **6HX** **60°** **C** **NI**

Cold forming taps with oil grooves
 Gewindeformer mit Schmiernuten

Recommended Cutting Page : P.285

Unit : mm

SIZE	Pitch	EDP No.	Thread Length	Overall Length	Neck Length	Shank Diameter	Square Size	Square Length	Tapping Drill Diameter
ØD1	P	Ni	L1	L2	L3	ØD2	K	KI	Ød1
M2 × 0.4		TE703136	8	45	13	2.8	2.1	5	1.83
M2.2 × 0.45		TE703156	8	45	13	2.8	2.1	5	2
*M2.3 × 0.4		TE703196	8	45	13	2.8	2.1	5	2.1
M2.5 × 0.45		TE703176	9	50	15	2.8	2.1	5	2.3
*M2.6 × 0.45		TE703496	9	50	15	2.8	2.1	5	2.4
M3 × 0.5		TE703206	11	56	18	3.5	2.7	6	2.8
M3.5 × 0.6		TE703226	12	56	20	4	3	6	3.25
M4 × 0.7		TE703246	13	63	21	4.5	3.4	6	3.7
M4.5 × 0.75		TE703266	14	70	25	6	4.9	8	4.15
M5 × 0.8		TE703286	15	70	25	6	4.9	8	4.65
M6 × 1		TE703316	17	80	30	6	4.9	8	5.55
M7 × 1		TE703346	17	80	30	7	5.5	8	6.55
M8 × 1.25		TE703366	20	90	35	8	6.2	9	7.4
M9 × 1.25		TE703396	20	90	35	9	7	10	8.4
M10 × 1.5		TE703426	22	100	39	10	8	11	9.3
M11 × 1.5		TE703466	22	100	40	8	6.2	9	10.3
M12 × 1.75		TE703506	24	110	44	9	7	10	11.2
M14 × 2		TE703546	26	110	44	11	9	12	13
M16 × 2		TE703606	27	110	44	12	9	12	15
M18 × 2.5		TE703656	30	125	50	14	11	14	16.8
M20 × 2.5		TE703706	32	140	54	16	12	15	18.8

- DIN 371(M2~M10) and DIN 376(M11~M20)
- * DIN profile not ISO

◎ : Excellent ○ : Good

ISO	P										M				K						
Material Description	Non-alloy steel					Low alloy steel					High alloyed steel, and tool steel				Stainless steel		Grey cast iron		Nodular cast iron		Malleable cast iron
VDI 3323	1	2	3	4	5	6	7	8	9	10	11	12	13	14	15	16	17	18	19	20	
HRc	13	25	28	32	36	29	32	38	42	48	15	35	15	23	10	10	26	3	25	21	
HB	125	190	250	270	300	180	275	300	350	200	325	200	240	180	180	260	160	250	130	230	
Recommended	◎	◎	◎		◎								○	○	○						

ISO	N										S							H				
Material Description	Aluminum-wrought alloy		Aluminum-cast, alloyed			Copper and Copper Alloys (Bronze / Brass)					Non Metallics		Heat Resistant Super Alloys					Titanium Alloys		Hardened steel	Chilled Cast Iron	Hardened Cast Iron
VDI 3323	21	22	23	24	25	26	27	28	29	30	31	32	33	34	35	36	37	38	39	40	41	
HRc											15	30	25	38	34			55	60	42	55	
HB	60	100	75	90	130	110	90	100			200	280	250	350	320	400Rm	1050Rm	550	630	400	550	
Recommended	◎	◎	○	○		○		○														



RECOMMENDED CUTTING CONDITIONS
EMPFOHLENE SCHNEIDKONDITIONEN

ISO	VDI 3323	Material Description	HB	HRc	Vc (m/min)								
					TD703 TD733 TD704	TE703 TE733 TE704	TY703	TQ703	TD713	TE713	TQ723	TE723	TD723
P	1	Non-alloy steel	125		15-20	15-20	15-20	15-20	15-20	15-20	15-20	15-20	15-20
	2		190	13	15-20	15-20	15-20	15-20	15-20	15-20	15-20	15-20	15-20
	3		250	25	12-18	12-18	12-18	12-18	12-18	12-18	12-18	12-18	12-18
	4		270	28									
	5		300	32									
	6	Low alloy steel	180	10	10-15	10-15	10-15	10-15	10-15	10-15	10-15	10-15	10-15
	7		275	29									
	8		300	32									
	9		350	38									
	10		High alloyed steel, and tool steel	200	15								
	11	325		35									
M	12	Stainless steel	200	15	10-13	7-10	10-13	7-10	10-13	7-10	7-10	7-10	10-13
	13		240	23	8-11	5-8	8-11	5-8	8-11	5-8	5-8	5-8	8-11
	14		180	10	6-8	4-6	6-8	4-6	6-8	4-6	4-6	4-6	6-8
K	15	Grey cast iron	180	10									
	16		260	26									
	17	Nodular cast iron	160	3									
	18		250	25									
	19	Malleable cast iron	130										
	20		230	21									
N	21	Aluminum-wrought alloy	60		10-15	10-15	10-15	10-15	10-15	10-15	10-15	10-15	10-15
	22		100		10-15	10-15	10-15	10-15	10-15	10-15	10-15	10-15	10-15
	23	Aluminum-cast, alloyed	75		15-20	15-20	15-20	15-20	15-20	15-20	15-20	15-20	15-20
	24		90		10-15	10-15	10-15	10-15	10-15	10-15	10-15	10-15	10-15
	25		130										
	26		110		25-35	25-35	25-35	25-35	25-35	25-35	25-35	25-35	25-35
	27	Copper and Copper Alloys (Bronze / Brass)	90										
	28		100		15-20	15-20	15-20	15-20	15-20	15-20	15-20	15-20	15-20
	29	Non Metallic Materials											
	30												
S	31	Heat Resistant Super Alloys	200	15									
	32		280	30									
	33		250	25									
	34		350	38									
	35		320	34									
	36	Titanium Alloys	400 Rm										
	37		1050 Rm										
H	38	Hardened steel	550	55									
	39		630	60									
	40	Chilled Cast Iron	400	42									
	41	Hardened Cast Iron	550	55									

SURFACE TREATMENT AND COATING

The applied High Speed Steels holds a grant of good wear resistance and toughness. Therefore YG-1 normally delivers taps with bright and unfinished surface. For certain materials, various surface treatments provide higher advantage in machining.

STEAM TEMPERED - Vap

Steam Tempered is a Fe₃O₄-oxyd-coating which reduces friction between the tool and workpiece, also preventing cold welding.

NITRIDING - NI

Recommend surface treatment for machining materials that affect wear abrasion, such as grey cast iron, alu-alloys with high Si-percentages (more than 10%).

Below are the various surface treatments for excellent finish surfaces suitable for many applications. The surface treatments are produced and developed within the company.

TiN-COATING

TiN-coating yields a hardness of approx. 2,300 HV and also a heat resistant up to approx. 600°C. The current coating is an excellent all-round coating for normal applications.

Colour : Golden Coefficient of friction against steel : 0.4

TiCN-COATING

TiCN takes place of TiN when the conditions require the coating to have a different hardness and toughness.

The TiCN brings advantages for machining very difficult steels or cutting interrupted bores.

The TiCN-coating has a hardness of approx. 3,000 HV, but is heat resistance only holds up to approx. 400°C, meaning that the TiCN needs an excellent cooling system for a long service life.

Colour : Blue-Grey Coefficient of friction against steel : 0.4

TiAlN-COATING

A special coating for machining abrasive materials such as grey cast iron, alu-alloys with silicon, fiber reinforced plastics, etc., or machining at high temperatures with insufficient cooling, or at high speeds ≥ 600 m/min. TiAlN has a hardness of approx. 3,000 HV and is heat resistant up to approx. 800°C.

Colour : Violet-Grey Coefficient of friction against steel : 0.4

Hardslick-COATING

Hardslick combines the advantages of an extremely hard, thermally stable TiAlN-coating with the sliding and lubricating properties of an outer WC/C(Tungsten carbide/carbon)-coating in a novel way. The Hardslick coating has a hardness of approx. 3,000 HV and is temperature-resistant up to approx. 800°C.

Colour : Violet-Grey Coefficient of friction against steel : 0.2

SELECTION GUIDE



HSS-E & HSS-PM YG TAP FORMING

Tapping by Forming Soft Materials



Please visit globalyg1.com/mat for material search

◎ : Excellent ○ : Good

Recommended cutting conditions : P.285

HOLE TYPE		Max. 3.0xD Blind / Through Hole		
TOOL MATERIAL		HSS-E		
CHAMFER LEAD ACC. TO DIN2197		C	C	
FLUTE TYPE		-	-	
SPIRAL FLUTE ANGLE		-	-	
SERIES	M	DIN371/376	TD703 (P.272)	TE703 (P.273)
		DIN352		
		DIN357/LONG		
	MF	DIN374	TD733 (P.281)	TE733 (P.282)
		DIN2181		
	UNC	DIN371/376	TD704 (P.283)	TE704 (P.284)
		DIN351		
	UNF	DIN371/374		
		DIN2181		
	BSW	DIN2182/2183		
		DIN351		
	G(BSP)	DIN5156/5157		
	EG-M	DIN371/376		
EG-UNC	DIN371/376			
EG-UNF	DIN371/374			
SURFACE TREATMENT / COATING		TiN	Ni	
MODEL				

ISO	VDI 3323	Material Description	Composition / Structure / Heat Treatment	HB	HRc	TiN	Ni
P	1	Non-alloy steel	About 0.15% C Annealed	125		◎	◎
	2		About 0.45% C Annealed	190	13	◎	◎
	3		About 0.45% C Quenched & Tempered	250	25	◎	◎
	4		About 0.75% C Annealed	270	28		
	5		About 0.75% C Quenched & Tempered	300	32		
	6	Low alloy steel	Annealed	180	10	◎	◎
	7		Quenched & Tempered	275	29		
	8		Quenched & Tempered	300	32		
	9		Quenched & Tempered	350	38		
	10		High alloyed steel, and tool steel	Annealed	200	15	
	11	Quenched & Tempered		325	35		
M	12	Stainless steel	Ferritic / Martensitic Annealed	200	15	○	○
	13		Martensitic Quenched & Tempered	240	23	○	○
	14	Austenitic	180	10	○	○	
K	15	Grey cast iron	Pearlitic / ferritic	180	10		
	16		Pearlitic (Martensitic)	260	26		
	17	Nodular cast iron	Ferritic	160	3		
	18		Pearlitic	250	25		
	19		Ferritic	130			
20	Malleable cast iron	Pearlitic	230	21			
N	21	Aluminum-wrought alloy	Not Curable	60		◎	◎
	22		Curable Hardened	100		◎	◎
	23	Aluminum-cast, alloyed	≤ 12% Si, Not Curable	75		○	○
	24		≤ 12% Si, Curable Hardened	90		○	○
	25		> 12% Si, Not Curable	130			
	26	Copper and Copper Alloys (Bronze / Brass)	Cutting Alloys, PB>1%	110		○	○
	27		CuZn, CuSnZn (Brass)	90			
	28		CuSn, lead-free copper and electrolytic copper	100		○	○
	29	Non Metallic Materials	Duroplastic, Fiber Reinforced Plastic				
30	Rubber, Wood, etc.						
S	31	Heat Resistant Super Alloys	Fe Based Annealed	200	15		
	32		Cured	280	30		
	33		Annealed	250	25		
	34		Ni or Co Based Cured	350	38		
	35		Cast	320	34		
	36	Titanium Alloys	Pure Titanium	400 Rm			
37	Alpha + Beta Alloys Hardened		1050 Rm				
H	38	Hardened steel	Hardened	550	55		
	39		Hardened	630	60		
	40	Hardened Cast Iron	Cast	400	42		
	41		Hardened	550	55		