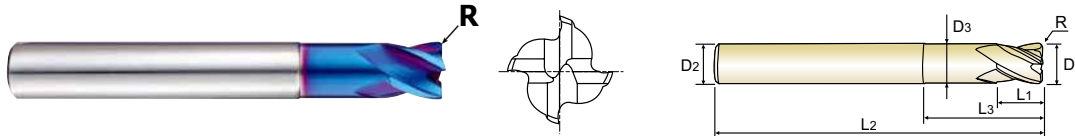


CARBIDE, 4 FLUTE CORNER RADIUS with EXTENDED NECK

- VOLLHARTMETALL, 4 SCHNEIDEN ECKENRADIUS mit ABGESETZTEM SCHAFTTEIL
- Fraise carbure, 2 dents, torique, micro-fraise
- 4 TAGLIANTI, TORICA

- ▶ Designed to machine high hardened materials.
- ▶ Suitable for dry cutting, high speed cutting thanks to newly developed raw-material and new coating.
- ▶ Excellent workpiece finish.
- ▶ Deep slotting is possible by reduced neck.
- ▶ Corner radius for preventing the chipping in high speed machining.
- ▶ Higher wear-resistance.

- ▶ Geeignet zum Fräsen hochgehärteter Stähle.
- ▶ Geeignet zum Trockenfräsen und HSC-Fräsen dank neuentwickeltem Material und Beschichtung.
- ▶ Excellente Werkstückoberflächen.
- ▶ Abgesetzter Schaft für größere Reichweite.
- ▶ Schneidkantenschutz durch definierten Radius.
- ▶ Höhere Verschleißfestigkeit.



CARBIDE 4 BLUE 30° ±0.010 ±0.015 PLAIN P.150

Ø3-Ø6 Ø8-Ø12

Unit : mm

EDP No.	Corner Radius	Mill Diameter	Shank Diameter	Length of Cut	Length Below Shank	Overall Length	Neck Diameter
	R (±0.010)	D1	D2	L1	L3	L2	D3
G8A47916	R0.3	3.0	6	4	12	55	2.85
G8A47917	R0.3	3.0	6	4	16	55	2.85
G8A47918	R0.3	3.0	6	4	20	55	2.85
G8A47030	R0.5	3.0	6	4	10	55	2.85
G8A47901	R0.5	3.0	6	4	16	55	2.85
G8A47902	R0.5	3.0	6	4	20	55	2.85
G8A47919	R0.3	4.0	6	5	12	55	3.85
G8A47920	R0.3	4.0	6	5	16	55	3.85
G8A47921	R0.3	4.0	6	5	20	55	3.85
G8A47040	R0.5	4.0	6	5	12	55	3.85
G8A47903	R0.5	4.0	6	5	16	55	3.85
G8A47904	R0.5	4.0	6	5	20	55	3.85
G8A47922	R1.0	4.0	6	5	12	55	3.85
G8A47060	R0.5	6.0	6	7	20	60	5.85
G8A47905	R1.0	6.0	6	7	20	60	5.85
G8A47906	R1.5	6.0	6	7	20	60	5.85
G8A47910	R0.5	8.0	8	9	25	60	7.7
G8A47080	R1.0	8.0	8	9	25	60	7.7
G8A47907	R1.5	8.0	8	9	25	60	7.7
G8A47913	R2.0	8.0	8	9	25	60	7.7
G8A47911	R0.5	10.0	10	11	32	70	9.7
G8A47100	R1.0	10.0	10	11	32	70	9.7
G8A47908	R1.5	10.0	10	11	32	70	9.7
G8A47914	R2.0	10.0	10	11	32	70	9.7
G8A47912	R0.5	12.0	12	12	38	80	11.7
G8A47120	R1.0	12.0	12	12	38	80	11.7
G8A47909	R1.5	12.0	12	12	38	80	11.7
G8A47915	R2.0	12.0	12	12	38	80	11.7

Due to the characteristics of the blue decoration layer, it might be erased during short term use and the color layer might not be uniformed. However, it doesn't affect the performance of the tool.

Size	Corner Radius Tolerance (mm)	Mill Dia. Tolerance (mm)	Shank Dia. Tolerance
up to Ø6	± 0.010	0 ~ - 0.012	h5
over Ø6	± 0.015	0 ~ - 0.015	

◎ : Excellent ○ : Good

ISO Material Description	P									M					K					
	Non-alloy steel					Low alloy steel				High alloyed steel, and tool steel	Stainless steel				Grey cast iron		Nodular cast iron		Malleable cast iron	
VDI 3323	1	2	3	4	5	6	7	8	9	10	11	12	13	14	15	16	17	18	19	20
HRC																				
HB	125	190	250	270	300	180	275	300	350	200	325	200	240	180	180	260	160	250	130	230
Recommend					○			○	○	○										

ISO Material Description	N					S										H					
	Aluminum-wrought alloy		Aluminum-cast, alloyed		Copper and Copper Alloys (Bronze / Brass)	Non Metallic Materials	Heat Resistant Super Alloys					Titanium Alloys		Hardened steel	Chilled Cast Iron	Hardened Cast Iron					
VDI 3323	21	22	23	24	25	26	27	28	29	30	31	32	33	34	35	36	37	38	39	40	41
HRC																					
HB	60	100	75	90	130	110	90	100			200	280	250	350	320	400 Rm	1050 Rm	550	630	400	550
Recommend																		◎	◎	○	◎



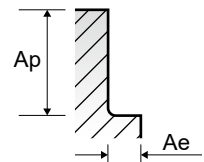
RECOMMENDED CUTTING CONDITIONS
EMPFOHLENE SCHNEIDPARAMETER

G8A47, G8B08 SERIES

4 FLUTE CORNER RADIUS - SIDE CUTTING

Vc = m/min.
fz = mm/tooth
RPM = rev./min.
FEED = mm/min.

ISO	VDI 3323	Material Description	Ae	Ap	Parameter	Diameter (Ø)										
						1.0	2.0	3.0	4.0	5.0	6.0	8.0	10.0	12.0	16.0	20.0
P	5	Non-alloy steel	0.03D	1.0D	Vc	150	210	205	210	245	245	250	245	250	245	245
					fz	0.006	0.011	0.016	0.022	0.025	0.03	0.038	0.045	0.053	0.061	0.067
					RPM	47746	33423	21751	16711	15597	12998	9947	7799	6631	4874	3899
					FEED	1146	1471	1392	1471	1560	1560	1512	1404	1406	1189	1045
	8-9	Low alloy steel	0.03D	1.0D	Vc	150	210	205	210	245	245	250	245	250	245	245
					fz	0.006	0.011	0.016	0.022	0.025	0.03	0.038	0.045	0.053	0.061	0.067
					RPM	47746	33423	21751	16711	15597	12998	9947	7799	6631	4874	3899
					FEED	1146	1471	1392	1471	1560	1560	1512	1404	1406	1189	1045
	11.1	High alloyed steel, and tool steel	0.03D	1.0D	Vc	150	210	205	210	245	245	250	245	250	245	245
					fz	0.006	0.011	0.016	0.022	0.025	0.03	0.038	0.045	0.053	0.061	0.067
					RPM	47746	33423	21751	16711	15597	12998	9947	7799	6631	4874	3899
					FEED	1146	1471	1392	1471	1560	1560	1512	1404	1406	1189	1045
11.2		0.03D	1.0D	Vc	120	165	165	165	195	195	195	195	200	195	195	
				fz	0.006	0.01	0.014	0.02	0.024	0.027	0.035	0.041	0.048	0.056	0.063	
				RPM	38197	26261	17507	13130	12414	10345	7759	6207	5305	3879	3104	
				FEED	917	1050	980	1050	1192	1117	1086	1018	1019	869	782	
H	38.1		0.03D	1.0D	Vc	120	165	165	165	195	195	195	195	200	195	195
					fz	0.006	0.01	0.014	0.02	0.024	0.027	0.035	0.041	0.048	0.056	0.063
					RPM	38197	26261	17507	13130	12414	10345	7759	6207	5305	3879	3104
					FEED	917	1050	980	1050	1192	1117	1086	1018	1019	869	782
	38.2		0.03D	1.0D	Vc	80	110	110	110	130	130	130	130	130	130	130
					fz	0.006	0.01	0.015	0.02	0.024	0.028	0.035	0.041	0.048	0.056	0.063
					RPM	25465	17507	11671	8754	8276	6897	5173	4138	3448	2586	2069
					FEED	611	700	700	700	794	772	724	679	662	579	521
	39.1	Hardened steel	0.03D	1.0D	Vc	65	90	90	90	100	100	100	100	100	100	100
					fz	0.004	0.007	0.011	0.015	0.018	0.021	0.026	0.03	0.036	0.042	0.048
					RPM	20690	14324	9549	7162	6366	5305	3979	3183	2653	1989	1592
					FEED	331	401	420	430	458	446	414	382	382	334	306
39.2		0.03D	1.0D	Vc	50	70	70	70	80	80	80	80	80	80	80	
				fz	0.003	0.006	0.009	0.012	0.015	0.017	0.021	0.024	0.029	0.034	0.038	
				RPM	15915	11141	7427	5570	5093	4244	3183	2546	2122	1592	1273	
				FEED	191	267	267	267	306	289	267	244	246	217	193	
39.3		0.03D	1.0D	Vc	40	60	60	60	70	70	70	70	70	70	70	
				fz	0.003	0.005	0.007	0.01	0.012	0.014	0.017	0.02	0.024	0.029	0.033	
				RPM	12732	9549	6366	4775	4456	3714	2785	2228	1857	1393	1114	
				FEED	153	191	178	191	214	208	189	178	178	162	147	
40	Chilled Cast Iron	0.03D	1.0D	Vc	120	165	165	165	195	195	195	195	200	195	195	
				fz	0.006	0.01	0.014	0.02	0.024	0.027	0.035	0.041	0.048	0.056	0.063	
				RPM	38197	26261	17507	13130	12414	10345	7759	6207	5305	3879	3104	
				FEED	917	1050	980	1050	1192	1117	1086	1018	1019	869	782	
41	Hardened Cast Iron	0.03D	1.0D	Vc	80	110	110	110	130	130	130	130	130	130	130	
				fz	0.006	0.01	0.015	0.02	0.024	0.028	0.035	0.041	0.048	0.056	0.063	
				RPM	25465	17507	11671	8754	8276	6897	5173	4138	3448	2586	2069	
				FEED	611	700	700	700	794	772	724	679	662	579	521	



SELECTION GUIDE

HSS



SERIES	G8B59	G8B54	G8A46	G8A54
FLUTE	4	4	2	2
HELIX ANGLE	0°	0°	30°	30°
CUTTING EDGE SHAPE	CORNER RADIUS	CORNER RADIUS	BALL NOSE	BALL NOSE
SIZE MIN	D2.0	D2.0	R0.05	R0.25
SIZE MAX	D12.0	D16.0	R2.0	R1.0
PAGE	105	106	107	111
	HIGH FEED	HIGH FEED LONG SHANK	RIB PROCESSING	RIB PROCESSING
	Blue Coating	Blue Coating	Blue Coating	Blue Coating

SOLID CARBIDE
X5070
END MILLS

High Hardened Steels HRc45 to HRc70,
High Speed Machining, Dry Cutting



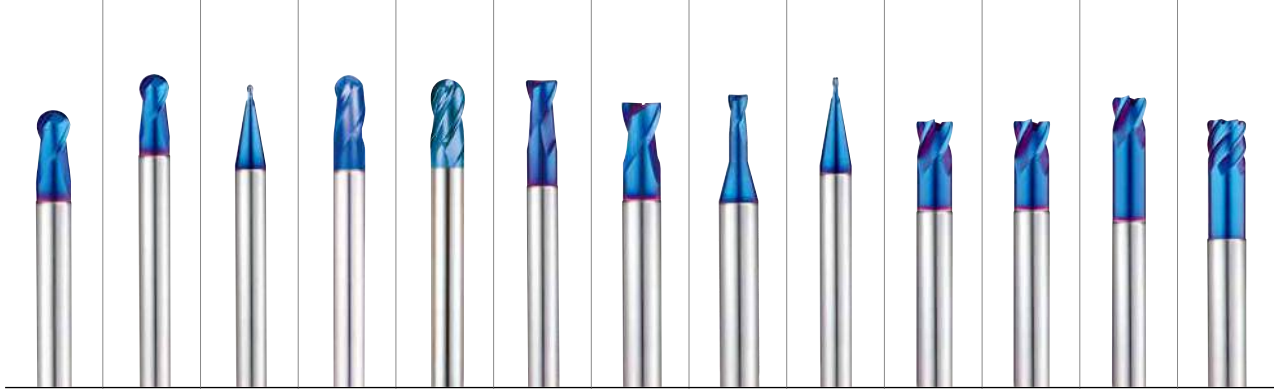
Please visit
globalyg1.com/mat
for material search

◎ : Excellent ○ : Good

Recommended cutting conditions : P 139

ISO	VDI 3323	Material Description	Composition / Structure / Heat Treatment	HB	HRc				
P	1	Non-alloy steel	About 0.15% C Annealed	125					
	2		About 0.45% C Annealed	190	13				
	3		About 0.45% C Quenched & Tempered	250	25				
	4		About 0.75% C Annealed	270	28				
	5		About 0.75% C Quenched & Tempered	300	32	○	○	○	○
	6	Low alloy steel	Annealed	180	10				
	7		Quenched & Tempered	275	29				
	8		Quenched & Tempered	300	32	○	○	○	○
	9		Quenched & Tempered	350	38	○	○	○	○
	10		High alloyed steel, and tool steel	Annealed	200	15			
	11	Quenched & Tempered		325	35	○	○	○	○
M	12	Stainless steel	Ferritic / Martensitic Annealed	200	15				
	13		Martensitic Quenched & Tempered	240	23				
	14		Austenitic	180	10				
K	15	Grey cast iron	Pearlitic / ferritic	180	10				
	16		Pearlitic (Martensitic)	260	26				
	17	Nodular cast iron	Ferritic	160	3				
	18		Pearlitic	250	25				
	19	Malleable cast iron	Ferritic	130					
20	Pearlitic		230	21					
N	21	Aluminum-wrought alloy	Not Curable	60					
	22		Curable Hardened	100					
	23	Aluminum-cast, alloyed	≤ 12% Si, Not Curable	75					
	24		≤ 12% Si, Curable Hardened	90					
	25		> 12% Si, Not Curable	130					
	26	Copper and Copper Alloys (Bronze / Brass)	Cutting Alloys, PB>1%	110					
	27		CuZn, CuSnZn (Brass)	90					
	28		CuSn, lead-free copper and electrolytic copper	100					
	29	Non Metallic Materials	Duroplastic, Fiber Reinforced Plastic						
	30		Rubber, Wood, etc.						
S	31	Heat Resistant Super Alloys	Fe Based	Annealed	200	15			
	32			Cured	280	30			
	33		Ni or Co Based	Annealed	250	25			
	34			Cured	350	38			
	35			Cast	320	34			
	36	Titanium Alloys	Pure Titanium	400 Rm					
37	Alpha + Beta Alloys		Hardened	1050 Rm					
H	38	Hardened steel	Hardened	550	55	◎	◎	◎	◎
	39		Hardened	630	60	◎	◎	◎	◎
	40	Chilled Cast Iron	Cast	400	42	○	○	○	○
	41	Hardened Cast Iron	Hardened	550	55	◎	◎	◎	◎

G8A28	G8A38	G8A53	G8A59	G8D62	G8A60	G8A36	G8A52	G8A50	G8A47	G8A37	G8B08	G8A39
2	2	2	3	4	2	2	2	2	4	4	4	6
30°	30°	30°	30°	30°	30°	30°	30°	30°	30°	30°	30°	45°
BALL NOSE	BALL NOSE	BALL NOSE	BALL NOSE	BALL NOSE	CORNER RADIUS	CORNER RADIUS	CORNER RADIUS	CORNER RADIUS	CORNER RADIUS	CORNER RADIUS	CORNER RADIUS	CORNER RADIUS
R0.05	R0.5	R0.2	R1.5	R1.5	D0.5	D0.3	D0.5	D0.3	D3.0	D1.0	D6.0	D6.0
R6.0	R12.5	R1.0	R10.0	R10.0	D12.0	D20.0	D2.0	D2.0	D12.0	D20.0	D12.0	D20.0
112	114	115	116	117	118	123	125	126	127	128	129	130
-	EXTENDED NECK	MINIATURE	Center Match	Center Match	RIB PROCESSING	EXTENDED NECK	RIB PROCESSING	MINIATURE	EXTENDED NECK	EXTENDED NECK	EXTENDED NECK	EXTENDED NECK
Blue Coating	Blue Coating	Blue Coating	Blue Coating	Blue Coating	Blue Coating	Blue Coating	Blue Coating	Blue Coating	Blue Coating	Blue Coating	Blue Coating	Blue Coating



													1
													2
													3
													4
○	○	○	○	○	○	○	○	○	○	○	○	○	5
													6 P
○	○	○	○	○	○	○	○	○	○	○	○	○	7
○	○	○	○	○	○	○	○	○	○	○	○	○	8
○	○	○	○	○	○	○	○	○	○	○	○	○	9
													10
													11
													12
													13 M
													14
													15
													16
													17 K
													18
													19
													20
													21
													22
													23
													24
													25 N
													26
													27
													28
													29
													30
													31
													32
													33
													34 S
													35
													36
													37
◎	◎	◎	◎	◎	◎	◎	◎	◎	◎	◎	◎	◎	38
◎	◎	◎	◎	◎	◎	◎	◎	◎	◎	◎	◎	◎	39
○	○	○	○	○	○	○	○	○	○	○	○	○	40
◎	◎	◎	◎	◎	◎	◎	◎	◎	◎	◎	◎	◎	41

HSS

CBN END MILLS

i-Xmill END MILLS

i-SMART MODULAR END MILLS

X5070 END MILLS

4G MILL END MILLS

X-POWER PRO END MILLS

TitaNox-POWER END MILLS

JET-POWER END MILLS

V7 PLUS END MILLS

ALU-POWER HPC END MILLS

ALU-POWER END MILLS

D-POWER GRAPHITE END MILLS

D-POWER CFRP END MILLS

ROUTERS

CRX S END MILLS

K-2 END MILLS

ONLY ONE COATED PM60 END MILLS

TANK-POWER END MILLS

GENERAL HSS END MILLS

MILLING CUTTERS

TECHNICAL DATA