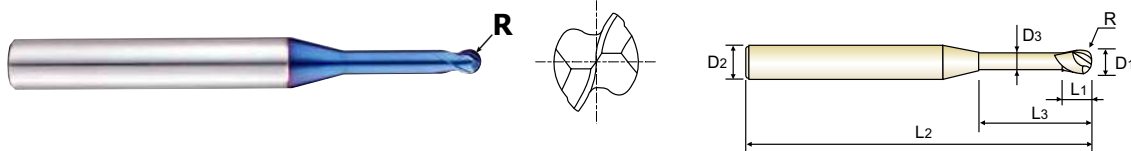


**CARBIDE, 2 FLUTE BALL NOSE for RIB PROCESSING**

- VOLLHARTMETALL, 2 SCHNEIDEN STIRNRADIUS für SCHMALE RIPPEN
- Fraise carbure, 2 dents, hémisphérique pour usinage de rainure
- 2 TAGLIANTI, SEMISFERICA, SCARICATA PER NERVATURE

- ▶ Designed to machine high hardened materials.
- ▶ Suitable for dry cutting, high speed cutting thanks to newly developed raw-material and new coating.
- ▶ Excellent workpiece finish.
- ▶ Designed for high precision milling operation.
- ▶ Higher wear-resistance.

- ▶ Geeignet zum Fräsen hochgehärteter Stähle.
- ▶ Geeignet zum Trockenfräsen und HSC-Fräsen dank neuentwickeltem Material und Beschichtung.
- ▶ Excellente Werkstückoberflächen.
- ▶ Geeignet für hochpräzises Fräsen.
- ▶ Höhere Verschleißfestigkeit.



CARBIDE 2 BLUE 30° ±0.005 PLAIN P.140-141

Unit : mm

EDP No.	Radius of Ball Nose	Mill Diameter	Shank Diameter	Length of Cut	Length Below Shank	Overall Length	Neck Diameter
	R (±0.005)	D1	D2	L1	L3	L2	D3
G8A46805	R0.05	0.1	4	0.1	0.3	45	0.085
G8A46806	R0.05	0.1	4	0.1	0.5	45	0.085
G8A46002	R0.1	0.2	4	0.2	0.5	45	0.17
G8A46977	R0.1	0.2	4	0.2	1	45	0.17
G8A46958	R0.1	0.2	4	0.2	1.5	45	0.17
G8A46003	R0.15	0.3	4	0.3	1	45	0.27
G8A46959	R0.15	0.3	4	0.3	2	45	0.27
G8A46986	R0.15	0.3	4	0.3	3	45	0.27
G8A46004	R0.2	0.4	4	0.4	1	45	0.37
G8A46960	R0.2	0.4	4	0.4	2	45	0.37
G8A46961	R0.2	0.4	4	0.4	3	45	0.37
G8A46981	R0.2	0.4	4	0.4	4	45	0.37
G8A46987	R0.2	0.4	4	0.4	5	45	0.37
G8A46005	R0.25	0.5	4	0.4	2	45	0.45
G8A46804	R0.25	0.5	4	0.4	2.5	45	0.45
G8A46962	R0.25	0.5	4	0.4	4	45	0.45
G8A46963	R0.25	0.5	4	0.4	6	45	0.45
G8A46964	R0.25	0.5	4	0.4	8	45	0.45
G8A46957	R0.3	0.6	4	0.5	2	45	0.55
G8A46988	R0.3	0.6	4	0.5	3	45	0.55
G8A46915	R0.3	0.6	4	0.5	4	45	0.55
G8A46989	R0.3	0.6	4	0.5	5	45	0.55

Due to the characteristics of the blue decoration layer, it might be erased during short term use and the color layer might not be uniformed. However, it doesn't affect the performance of the tool. ▶ NEXT PAGE

Mill Dia. Tolerance (mm)	Shank Dia. Tolerance
0 ~ - 0.012	h5

◎ : Excellent ○ : Good

ISO Material Description	P										M				K						
	Non-alloy steel					Low alloy steel					High alloyed steel, and tool steel				Stainless steel		Grey cast iron		Nodular cast iron		Malleable cast iron
VDI 3323	1	2	3	4	5	6	7	8	9	10	11	12	13	14	15	16	17	18	19	20	
HRC		13	25	28	32	10	29	32	38	15	35	15	23	10	10	26	3	25	42	55	
HB	125	190	250	270	300	180	275	300	350	200	325	200	240	180	180	260	160	250	130	230	
Recommend					○				○	○	○										
ISO Material Description	N										S						H				
	Aluminum-wrought alloy		Aluminum-cast, alloyed			Copper and Copper Alloys (Bronze / Brass)			Non Metallic Materials		Heat Resistant Super Alloys				Titanium Alloys		Hardened steel	Chilled Cast Iron	Hardened Cast Iron		
VDI 3323	21	22	23	24	25	26	27	28	29	30	31	32	33	34	35	36	37	38	39	40	41
HRC											15	30	25	38	34			55	60	42	55
HB	60	100	75	90	130	110	90	100			200	280	250	350	320	400 Rm	1050 Rm	550	630	400	550
Recommend																		◎	◎	○	◎

# YG X5070 END MILLS

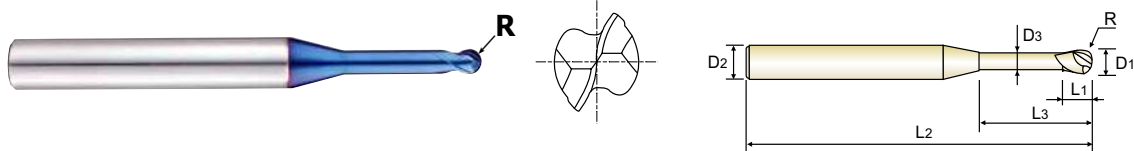
PLAIN SHANK

**G8A46** SERIES

## CARBIDE, 2 FLUTE BALL NOSE for RIB PROCESSING

- **VOLLHARTMETALL, 2 SCHNEIDEN STIRNRADIUS für SCHMALE RIPPEN**
- **Fraise carbure, 2 dents, hémisphérique pour usinage de rainure**
- **2 TAGLIENTI, SEMISFERICA, SCARICATA PER NERVATURE**

- ▶ Designed to machine high hardened materials.
  - ▶ Suitable for dry cutting, high speed cutting thanks to newly developed raw-material and new coating.
  - ▶ Excellent workpiece finishes.
  - ▶ Designed for high precision milling operation.
  - ▶ Higher wear-resistance.
- ▶ Geeignet zum Fräsen hochgehärteter Stähle.
  - ▶ Geeignet zum Trockenfräsen und HSC-Fräsen dank neuentwickeltem Material und Beschichtung.
  - ▶ Exzellente Werkstückoberflächen.
  - ▶ Geeignet für hochpräzises Fräsen.
  - ▶ Höhere Verschleißfestigkeit.



CARBIDE
2
BLUE
30°
±0.005
PLAIN
P.140-141

EDP No.	Radius of Ball Nose	Mill Diameter	Shank Diameter	Length of Cut	Length Below Shank	Overall Length	Neck Diameter
	R (±0.005)	D1	D2	L1	L3	L2	D3
G8A46916	R0.3	0.6	4	0.5	6	45	0.55
G8A46917	R0.3	0.6	4	0.5	8	45	0.55
G8A46990	R0.3	0.6	4	0.5	10	45	0.55
G8A46918	R0.4	0.8	4	0.6	2	45	0.75
G8A46919	R0.4	0.8	4	0.6	4	45	0.75
G8A46008	R0.4	0.8	4	0.6	6	45	0.75
G8A46901	R0.4	0.8	4	0.6	8	45	0.75
G8A46965	R0.4	0.8	4	0.6	10	45	0.75
G8A46920	R0.5	1.0	4	0.8	3	45	0.95
G8A46921	R0.5	1.0	4	0.8	4	45	0.95
G8A46923	R0.5	1.0	4	0.8	5	45	0.95
G8A46010	R0.5	1.0	4	0.8	6	45	0.95
G8A46924	R0.5	1.0	4	0.8	7	45	0.95
G8A46902	R0.5	1.0	4	0.8	8	45	0.95
G8A46925	R0.5	1.0	4	0.8	9	45	0.95
G8A46903	R0.5	1.0	4	0.8	10	45	0.95
G8A46904	R0.5	1.0	4	0.8	12	45	0.95
G8A46926	R0.5	1.0	4	0.8	14	50	0.95
G8A46927	R0.5	1.0	4	0.8	16	50	0.95
G8A46966	R0.5	1.0	4	0.8	20	55	0.95
G8A46982	R0.6	1.2	4	1.0	6	45	1.15
G8A46012	R0.6	1.2	4	1.0	8	45	1.15

Due to the characteristics of the blue decoration layer, it might be erased during short term use and the color layer might not be uniformed. However, it doesn't affect the performance of the tool. ▶ NEXT PAGE

Mill Dia. Tolerance (mm)	Shank Dia. Tolerance
0 ~ - 0.012	h5

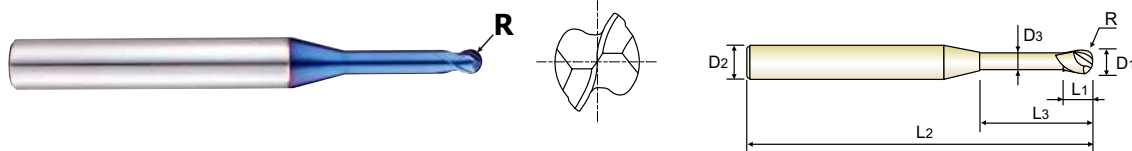
◎ : Excellent ○ : Good

ISO Material Description	P											M			K						
	Non-alloy steel					Low alloy steel				High alloyed steel, and tool steel		Stainless steel			Grey cast iron		Nodular cast iron		Malleable cast iron		
VDI 3323	1	2	3	4	5	6	7	8	9	10	11	12	13	14	15	16	17	18	19	20	
HRc	13	25	28	32	10	29	32	38	15	35	15	23	10	10	26	3	25		21		
HB	125	190	250	270	300	180	275	300	350	200	325	200	240	180	180	260	160	250	130	230	
Recommend				○	○			○	○		○										
ISO Material Description	N										S							H			
	Aluminum-wrought alloy		Aluminum-cast, alloyed			Copper and Copper Alloys (Bronze / Brass)			Non Metallic Materials		Heat Resistant Super Alloys					Titanium Alloys		Hardened steel	Chilled Cast Iron	Hardened Cast Iron	
VDI 3323	21	22	23	24	25	26	27	28	29	30	31	32	33	34	35	36	37	38	39	40	41
HRc											15	30	25	38	34			55	60	42	55
HB	60	100	75	90	130	110	90	100			200	280	250	350	320	400 Rm	1050 Rm	550	630	400	550
Recommend																		◎	◎	○	◎

## CARBIDE, 2 FLUTE BALL NOSE for RIB PROCESSING

- VOLLHARTMETALL, 2 SCHNEIDEN STIRNRADIUS für SCHMALE RIPPEN
- Fraise carbure, 2 dents, hémisphérique pour usinage de rainure
- 2 TAGLIANTI, SEMISFERICA, SCARICATA PER NERVATURE

- ▶ Designed to machine high hardened materials.
  - ▶ Suitable for dry cutting, high speed cutting thanks to newly developed raw-material and new coating.
  - ▶ Excellent workpiece finish.
  - ▶ Designed for high precision milling operation.
  - ▶ Higher wear-resistance.
- ▶ Geeignet zum Fräsen hochgehärteter Stähle.
  - ▶ Geeignet zum Trockenfräsen und HSC-Fräsen dank neuentwickeltem Material und Beschichtung.
  - ▶ Excellente Werkstückoberflächen.
  - ▶ Geeignet für hochpräzises Fräsen.
  - ▶ Höhere Verschleißfestigkeit.



CARBIDE 2 BLUE 30° ±0.005 PLAIN P.140-141

EDP No.	Radius of Ball Nose	Mill Diameter	Shank Diameter	Length of Cut	Length Below Shank	Overall Length	Neck Diameter
	R (±0.005)	D1	D2	L1	L3	L2	D3
G8A46983	R0.6	1.2	4	1.0	10	45	1.15
G8A46905	R0.6	1.2	4	1.0	12	45	1.15
G8A46930	R0.75	1.5	4	1.2	6	45	1.45
G8A46015	R0.75	1.5	4	1.2	8	45	1.45
G8A46931	R0.75	1.5	4	1.2	10	45	1.45
G8A46906	R0.75	1.5	4	1.2	12	45	1.45
G8A46992	R0.75	1.5	4	1.2	14	50	1.45
G8A46907	R0.75	1.5	4	1.2	16	50	1.45
G8A46932	R0.75	1.5	4	1.2	20	55	1.45
G8A46939	R1.0	2.0	4	1.6	4	45	1.95
G8A46940	R1.0	2.0	4	1.6	6	45	1.95
G8A46020	R1.0	2.0	4	1.6	8	45	1.95
G8A46941	R1.0	2.0	4	1.6	10	45	1.95
G8A46942	R1.0	2.0	4	1.6	12	50	1.95
G8A46943	R1.0	2.0	4	1.6	14	50	1.95
G8A46909	R1.0	2.0	4	1.6	16	50	1.95
G8A46993	R1.0	2.0	4	1.6	18	55	1.95
G8A46910	R1.0	2.0	4	1.6	20	55	1.95
G8A46944	R1.0	2.0	4	1.6	22	60	1.95
G8A46945	R1.0	2.0	4	1.6	25	60	1.95
G8A46967	R1.0	2.0	4	1.6	30	70	1.95
G8A46948	R1.5	3.0	6	2.4	12	50	2.85

Due to the characteristics of the blue decoration layer, it might be erased during short term use and the color layer might not be uniformed. However, it doesn't affect the performance of the tool. ▶ NEXT PAGE

Mill Dia. Tolerance (mm)	Shank Dia. Tolerance
0 ~ - 0.012	h5

◎ : Excellent ○ : Good

ISO Material Description	P									M						K					
	Non-alloy steel					Low alloy steel				High alloyed steel, and tool steel			Stainless steel			Grey cast iron		Nodular cast iron		Malleable cast iron	
VDI 3323	1	2	3	4	5	6	7	8	9	10	11	12	13	14	15	16	17	18	19	20	
HRC		13	25	28	32	10	29	32	38	15	35	15	23	10	10	26	3	25	42	55	
HB	125	190	250	270	300	180	275	300	350	200	325	200	240	180	180	260	160	250	130	230	
Recommend					○				○		○										

ISO Material Description	N					S										H					
	Aluminum-wrought alloy		Aluminum-cast, alloyed		Copper and Copper Alloys (Bronze / Brass)	Non Metallic Materials	Heat Resistant Super Alloys					Titanium Alloys		Hardened steel	Chilled Cast Iron	Hardened Cast Iron					
VDI 3323	21	22	23	24	25	26	27	28	29	30	31	32	33	34	35	36	37	38	39	40	41
HRC											15	30	25	38	34			55	60	42	55
HB	60	100	75	90	130	110	90	100			200	280	250	350	320	400 Rm	1050 Rm	550	630	400	550
Recommend																		◎	◎	○	◎

# YG X5070 END MILLS

PLAIN SHANK

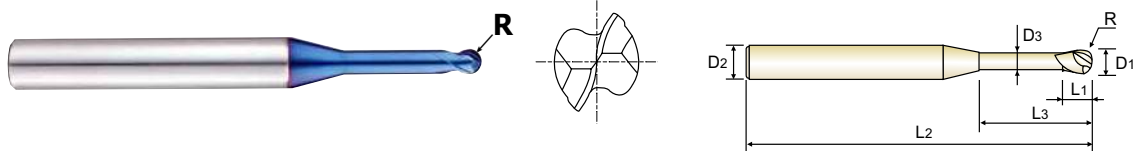
**G8A46** SERIES

## CARBIDE, 2 FLUTE BALL NOSE for RIB PROCESSING

- **VOLLHARTMETALL, 2 SCHNEIDEN STIRNRADIUS für SCHMALE RIPPEN**
- **Fraise carbure, 2 dents, hémisphérique pour usinage de rainure**
- **2 TAGLIENTI, SEMISFERICA, SCARICATA PER NERVATURE**

- ▶ Designed to machine high hardened materials.
- ▶ Suitable for dry cutting, high speed cutting thanks to newly developed raw-material and new coating.
- ▶ Excellent workpiece finish.
- ▶ Designed for high precision milling operation.
- ▶ Higher wear-resistance.

- ▶ Geeignet zum Fräsen hochgehärteter Stähle.
- ▶ Geeignet zum Trockenfräsen und HSC-Fräsen dank neuentwickeltem Material und Beschichtung.
- ▶ Excellente Werkstückoberflächen.
- ▶ Geeignet für hochpräzises Fräsen.
- ▶ Höhere Verschleißfestigkeit.



CARBIDE
2
BLUE
30°
±0.005
PLAIN
P.140-141

Unit : mm

EDP No.	Radius of Ball Nose	Mill Diameter	Shank Diameter	Length of Cut	Length Below Shank	Overall Length	Neck Diameter
	R (±0.005)	D1	D2	L1	L3	L2	D3
G8A46984	R1.5	3.0	6	2.4	14	55	2.85
G8A46030	R1.5	3.0	6	2.4	16	55	2.85
G8A46985	R1.5	3.0	6	2.4	18	60	2.85
G8A46911	R1.5	3.0	6	2.4	20	60	2.85
G8A46968	R1.5	3.0	6	2.4	25	65	2.85
G8A46969	R1.5	3.0	6	2.4	30	70	2.85
G8A46970	R1.5	3.0	6	2.4	35	80	2.85
G8A46950	R2.0	4.0	6	3.2	12	60	3.85
G8A46040	R2.0	4.0	6	3.2	16	60	3.85
G8A46912	R2.0	4.0	6	3.2	20	65	3.85
G8A46913	R2.0	4.0	6	3.2	25	70	3.85
G8A46971	R2.0	4.0	6	3.2	30	70	3.85
G8A46972	R2.0	4.0	6	3.2	35	80	3.85
G8A46973	R2.0	4.0	6	3.2	40	90	3.85
G8A46974	R2.0	4.0	6	3.2	45	90	3.85
G8A46975	R2.0	4.0	6	3.2	50	100	3.85

Due to the characteristics of the blue decoration layer, it might be erased during short term use and the color layer might not be uniformed. However, it doesn't affect the performance of the tool. ▶ NEXT PAGE

Mill Dia. Tolerance (mm)	Shank Dia. Tolerance
0 ~ - 0.012	h5

◎ : Excellent ○ : Good

ISO Material Description	P											M			K						
	Non-alloy steel					Low alloy steel				High alloyed steel, and tool steel		Stainless steel			Grey cast iron		Nodular cast iron		Malleable cast iron		
VDI 3323	1	2	3	4	5	6	7	8	9	10	11	12	13	14	15	16	17	18	19	20	
HRc	13	25	28	32	10	29	32	38	15	35	15	23	10	10	26	3	25				
HB	125	190	250	270	300	180	275	300	350	200	325	200	240	180	180	260	160	250	130	230	
Recommend					○				○		○										
ISO Material Description	N										S							H			
	Aluminum-wrought alloy		Aluminum-cast, alloyed			Copper and Copper Alloys (Bronze / Brass)			Non Metallic Materials		Heat Resistant Super Alloys					Titanium Alloys		Hardened steel	Chilled Cast Iron	Hardened Cast Iron	
VDI 3323	21	22	23	24	25	26	27	28	29	30	31	32	33	34	35	36	37	38	39	40	41
HRc											15	30	25	38	34			55	60	42	55
HB	60	100	75	90	130	110	90	100			200	280	250	350	320	400 Rm	1050 Rm	550	630	400	550
Recommend																		◎	◎	○	◎

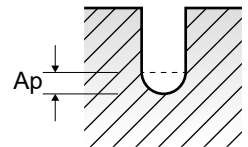
**G8A46, G8A54** SERIES

**2 FLUTE BALL NOSE FOR RIB PROCESSING**

Vc = m/min.  
fz = mm/tooth  
RPM = rev./min.  
FEED = mm/min.  
Ap = mm

ISO	VDI 3323	Material Description	Parameter	Diameter (Ø)				
				0.2	0.3	0.4	0.5	0.6
P	5	Non-alloy steel	Vc	31	45~47	60~63	50~55	50~56
			fz	0.003~0.004	0.005~0.005	0.007~0.008	0.006~0.013	0.007~0.015
			RPM	50000	48000~50000	48000~50000	31900~35200	26400~29700
			FEED	265~310	440~460	450~550	450~540	440~540
			Ap	0.006~0.016	0.010~0.017	0.013~0.032	0.007~0.028	0.007~0.034
			Ap	0.006~0.016	0.010~0.017	0.013~0.032	0.007~0.028	0.007~0.034
	8-9	Low alloy steel	Vc	31	45~47	60~63	54~78	54~77
			fz	0.003~0.004	0.005~0.005	0.007~0.008	0.006~0.013	0.007~0.015
			RPM	50000	48000~50000	48000~50000	34100~49500	28600~40700
			FEED	300~350	480~520	720~790	600~870	590~850
			Ap	0.006~0.016	0.010~0.017	0.013~0.032	0.007~0.028	0.007~0.034
			Ap	0.006~0.016	0.010~0.017	0.013~0.032	0.007~0.028	0.007~0.034
11.1 - 11.2	High alloyed steel, and tool steel	Vc	31	45~47	60~63	54~78	54~77	
		fz	0.003~0.004	0.005~0.005	0.007~0.008	0.006~0.013	0.007~0.015	
		RPM	50000	48000~50000	48000~50000	34100~49500	28600~40700	
		FEED	300~350	480~520	720~790	600~870	590~850	
		Ap	0.006~0.016	0.010~0.017	0.013~0.032	0.007~0.028	0.007~0.034	
		Ap	0.006~0.016	0.010~0.017	0.013~0.032	0.007~0.028	0.007~0.034	
H	38.1 - 38.2	Hardened steel	Vc	31	45~47	60~63	50~55	50~56
			fz	0.003~0.003	0.004~0.005	0.005~0.006	0.006~0.008	0.007~0.010
			RPM	50000	48000~50000	48000~50000	31900~35200	26400~29700
			FEED	265~310	440~460	450~550	450~540	440~540
			Ap	0.005~0.013	0.008~0.014	0.011~0.026	0.005~0.023	0.006~0.028
			Ap	0.005~0.013	0.008~0.014	0.011~0.026	0.005~0.023	0.006~0.028
	39.1	Hardened steel	Vc	31	43~47	58~63	50~55	50~56
			fz	0.009~0.011	0.017~0.017	0.017~0.018	0.028~0.027	0.030~0.032
			RPM	50000	46000~50000	46000~50000	31900~35200	26400~29700
			FEED	225~265	390~420	400~460	440~480	400~480
			Ap	0.005~0.012	0.007~0.013	0.010~0.024	0.005~0.021	0.006~0.025
			Ap	0.005~0.012	0.007~0.013	0.010~0.024	0.005~0.021	0.006~0.025
	39.2	Hardened steel	Vc	31	43~47	58~63	50~55	50~56
			fz	0.009~0.011	0.017~0.017	0.017~0.018	0.028~0.027	0.030~0.032
			RPM	50000	46000~50000	46000~50000	31900~35200	26400~29700
			FEED	225~265	390~420	400~460	440~480	400~480
			Ap	0.005~0.012	0.007~0.013	0.010~0.024	0.005~0.021	0.006~0.025
			Ap	0.005~0.012	0.007~0.013	0.010~0.024	0.005~0.021	0.006~0.025
40	Chilled Cast Iron	Vc	31	45~47	60~63	54~78	54~77	
		fz	0.003~0.004	0.005~0.005	0.007~0.008	0.006~0.013	0.007~0.015	
		RPM	50000	48000~50000	48000~50000	34100~49500	28600~40700	
		FEED	300~350	480~520	720~790	600~870	590~850	
		Ap	0.006~0.016	0.010~0.017	0.013~0.032	0.007~0.028	0.007~0.034	
		Ap	0.006~0.016	0.010~0.017	0.013~0.032	0.007~0.028	0.007~0.034	
41	Hardened Cast Iron	Vc	31	45~47	60~63	50~55	50~56	
		fz	0.003~0.003	0.004~0.005	0.005~0.006	0.006~0.008	0.007~0.010	
		RPM	50000	48000~50000	48000~50000	31900~35200	26400~29700	
		FEED	265~310	440~460	450~550	450~540	440~540	
		Ap	0.005~0.013	0.008~0.014	0.011~0.026	0.005~0.023	0.006~0.028	
		Ap	0.005~0.013	0.008~0.014	0.011~0.026	0.005~0.023	0.006~0.028	

▶ NEXT PAGE

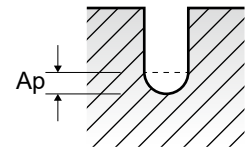


**G8A46, G8A54** SERIES

**2 FLUTE BALL NOSE FOR RIB PROCESSING**

Vc = m/min.  
fz = mm/tooth  
RPM = rev./min.  
FEED = mm/min.  
Ap = mm

VDI 3323	Parameter	Diameter (Ø)						
		0.8	1.0	1.2	1.5	2.0	3.0	4.0
5	Vc	50~55	48~55	45~53	47~54	50~55	50~55	50~55
	fz	0.010~0.020	0.012~0.024	0.016~0.027	0.020~0.035	0.027~0.047	0.045~0.088	0.055~0.115
	RPM	19800~22000	15400~17600	12000~14000	10000~11500	7900~8800	5300~5800	3950~4400
	FEED	460~550	470~540	460~540	440~540	470~530	590~650	550~620
8-9	Ap	0.016~0.064	0.008~0.080	0.024~0.032	0.031~0.048	0.024~0.160	0.064~0.240	0.080~0.320
	Vc	55~77	55~76	54~70	52~67	53~69	54~77	54~78
	fz	0.010~0.020	0.012~0.024	0.016~0.027	0.020~0.035	0.027~0.047	0.045~0.088	0.055~0.115
	RPM	22000~30800	17600~24200	14300~18700	11000~14300	8500~11000	5700~8200	4300~6200
11.1 - 11.2	FEED	640~890	600~850	590~780	580~760	590~800	730~1000	680~990
	Ap	0.016~0.064	0.008~0.080	0.024~0.032	0.031~0.048	0.024~0.160	0.064~0.240	0.080~0.320
	Vc	55~77	55~76	54~70	52~67	53~69	54~77	54~78
	fz	0.010~0.020	0.012~0.024	0.016~0.027	0.020~0.035	0.027~0.047	0.045~0.088	0.055~0.115
38.1 - 38.2	RPM	22000~30800	17600~24200	14300~18700	11000~14300	8500~11000	5700~8200	4300~6200
	FEED	640~890	600~850	590~780	580~760	590~800	730~1000	680~990
	Ap	0.016~0.064	0.008~0.080	0.024~0.032	0.031~0.048	0.024~0.160	0.064~0.240	0.080~0.320
	Vc	50~55	48~55	45~53	47~54	50~55	50~55	48~55
39.1	fz	0.010~0.014	0.013~0.018	0.016~0.023	0.019~0.027	0.027~0.034	0.051~0.061	0.063~0.078
	RPM	19800~22000	15400~17600	12000~14000	10000~11500	7900~8800	5300~5800	3950~4400
	FEED	460~550	470~540	460~540	440~540	470~530	590~650	550~620
	Ap	0.013~0.052	0.007~0.065	0.020~0.026	0.025~0.039	0.020~0.130	0.052~0.195	0.065~0.260
39.2	Vc	50~55	48~55	45~53	47~54	50~55	50~55	48~55
	fz	0.044~0.045	0.057~0.057	0.070~0.069	0.084~0.083	0.111~0.109	0.208~0.214	0.275~0.259
	RPM	19800~22000	15400~17600	12000~14000	10000~11500	7900~8800	5300~5800	3850~4400
	FEED	440~500	440~500	420~480	420~480	440~480	550~620	530~570
39.2	Ap	0.012~0.048	0.006~0.060	0.018~0.024	0.023~0.036	0.018~0.120	0.048~0.120	0.060~0.240
	Vc	50~55	48~55	45~53	47~54	50~55	50~55	48~55
	fz	0.044~0.045	0.057~0.057	0.070~0.069	0.084~0.083	0.111~0.109	0.208~0.214	0.275~0.259
	RPM	19800~22000	15400~17600	12000~14000	10000~11500	7900~8800	5300~5800	3850~4400
40	FEED	440~500	440~500	420~480	420~480	440~480	550~620	530~570
	Ap	0.012~0.048	0.006~0.060	0.018~0.024	0.023~0.036	0.018~0.120	0.048~0.120	0.060~0.240
	Vc	55~77	55~76	54~70	52~67	53~69	54~77	54~78
	fz	0.010~0.020	0.012~0.024	0.016~0.027	0.020~0.035	0.027~0.047	0.045~0.088	0.055~0.115
41	RPM	22000~30800	17600~24200	14300~18700	11000~14300	8500~11000	5700~8200	4300~6200
	FEED	640~890	600~850	590~780	580~760	590~800	730~1000	680~990
	Ap	0.016~0.064	0.008~0.080	0.024~0.032	0.031~0.048	0.024~0.160	0.064~0.240	0.080~0.320
	Vc	50~55	48~55	45~53	47~54	50~55	50~55	50~55
41	fz	0.010~0.014	0.013~0.018	0.016~0.023	0.019~0.027	0.027~0.034	0.051~0.061	0.063~0.078
	RPM	19800~22000	15400~17600	12000~14000	10000~11500	7900~8800	5300~5800	3950~4400
	FEED	460~550	470~540	460~540	440~540	470~530	590~650	550~620
	Ap	0.013~0.052	0.007~0.065	0.020~0.026	0.025~0.039	0.020~0.130	0.052~0.195	0.065~0.260



SELECTION GUIDE

HSS



SERIES	G8B59	G8B54	G8A46	G8A54
FLUTE	4	4	2	2
HELIX ANGLE	0°	0°	30°	30°
CUTTING EDGE SHAPE	CORNER RADIUS	CORNER RADIUS	BALL NOSE	BALL NOSE
SIZE MIN	D2.0	D2.0	R0.05	R0.25
SIZE MAX	D12.0	D16.0	R2.0	R1.0
PAGE	105	106	107	111
	HIGH FEED	HIGH FEED LONG SHANK	RIB PROCESSING	RIB PROCESSING
	Blue Coating	Blue Coating	Blue Coating	Blue Coating

SOLID CARBIDE  
**X5070**  
END MILLS

High Hardened Steels HRc45 to HRc70,  
High Speed Machining, Dry Cutting



Please visit  
[globalyg1.com/mat](http://globalyg1.com/mat)  
for material search

◎ : Excellent ○ : Good

Recommended cutting conditions : P 139

ISO	VDI 3323	Material Description	Composition / Structure / Heat Treatment	HB	HRc				
P	1	Non-alloy steel	About 0.15% C Annealed	125					
	2		About 0.45% C Annealed	190	13				
	3		About 0.45% C Quenched & Tempered	250	25				
	4		About 0.75% C Annealed	270	28				
	5		About 0.75% C Quenched & Tempered	300	32	○	○	○	○
	6	Low alloy steel	Annealed	180	10				
	7		Quenched & Tempered	275	29				
	8		Quenched & Tempered	300	32	○	○	○	○
	9		Quenched & Tempered	350	38	○	○	○	○
	10		High alloyed steel, and tool steel	Annealed	200	15			
	11	Quenched & Tempered		325	35	○	○	○	○
M	12	Stainless steel	Ferritic / Martensitic Annealed	200	15				
	13		Martensitic Quenched & Tempered	240	23				
	14		Austenitic	180	10				
K	15	Grey cast iron	Pearlitic / ferritic	180	10				
	16		Pearlitic (Martensitic)	260	26				
	17	Nodular cast iron	Ferritic	160	3				
	18		Pearlitic	250	25				
	19	Malleable cast iron	Ferritic	130					
20	Pearlitic		230	21					
N	21	Aluminum-wrought alloy	Not Curable	60					
	22		Curable Hardened	100					
	23	Aluminum-cast, alloyed	≤ 12% Si, Not Curable	75					
	24		≤ 12% Si, Curable Hardened	90					
	25		> 12% Si, Not Curable	130					
	26	Copper and Copper Alloys (Bronze / Brass)	Cutting Alloys, PB>1%	110					
	27		CuZn, CuSnZn (Brass)	90					
	28		CuSn, lead-free copper and electrolytic copper	100					
	29	Non Metallic Materials	Duroplastic, Fiber Reinforced Plastic						
	30		Rubber, Wood, etc.						
S	31	Heat Resistant Super Alloys	Fe Based Annealed	200	15				
	32		Cured	280	30				
	33		Annealed	250	25				
	34		Ni or Co Based Cured	350	38				
	35		Cast	320	34				
	36	Titanium Alloys	Pure Titanium	400 Rm					
37	Alpha + Beta Alloys Hardened		1050 Rm						
H	38	Hardened steel	Hardened	550	55	◎	◎	◎	◎
	39		Hardened	630	60	◎	◎	◎	◎
	40	Chilled Cast Iron	Cast	400	42	○	○	○	○
	41	Hardened Cast Iron	Hardened	550	55	◎	◎	◎	◎