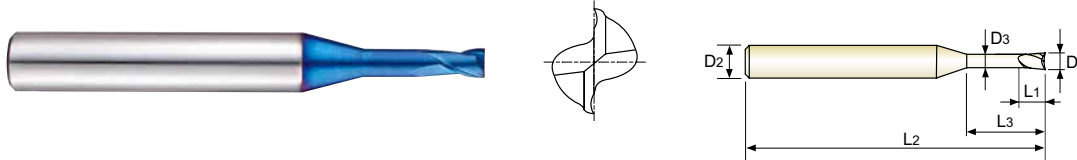


CARBIDE, 2 FLUTE for RIB PROCESSING

- VOLLHARTMETALL, 2 SCHNEIDEN für SCHMALE RIPPEN
- Fraise carbure, 2 dents pour usinage de rainure
- 2 TAGLIANTI PER NERVATURE

- ▶ Designed to machine high hardened materials.
- ▶ Suitable for dry cutting, high speed cutting thanks to newly developed raw-material and new coating.
- ▶ Excellent workpiece finish.
- ▶ Designed for high precision milling operation.
- ▶ Higher wear-resistance.

- ▶ Geeignet zum Fräsen hochgehärteter Stähle.
- ▶ Geeignet zum Trockenfräsen und HSC-Fräsen dank neuentwickeltem Material und Beschichtung.
- ▶ Excellente Werkstückoberflächen.
- ▶ Geeignet für hochpräzises Fräsen.
- ▶ Höhere Verschleißfestigkeit.



Unit : mm

EDP No.	Mill Diameter	Shank Diameter	Length of Cut	Length Below Shank	Overall Length	Neck Diameter
	D1	D2	L1	L3	L2	D3
G8A45863	0.1	4	0.15	0.3	45	0.085
G8A45864	0.1	4	0.15	0.5	45	0.085
G8A45002	0.2	4	0.3	0.5	45	0.17
G8A45815	0.2	4	0.3	1	45	0.17
G8A45816	0.2	4	0.3	1.5	45	0.17
G8A45003	0.3	4	0.45	1	45	0.27
G8A45844	0.3	4	0.45	1.5	45	0.27
G8A45817	0.3	4	0.45	2	45	0.27
G8A45818	0.3	4	0.45	3	45	0.27
G8A45842	0.3	4	0.45	4	45	0.27
G8A45843	0.4	4	0.6	1	45	0.37
G8A45004	0.4	4	0.6	2	45	0.37
G8A45984	0.4	4	0.6	3	45	0.37
G8A45985	0.4	4	0.6	4	45	0.37
G8A45986	0.4	4	0.6	5	45	0.37
G8A45005	0.5	4	0.7	2	45	0.45
G8A45861	0.5	4	0.7	2.5	45	0.45
G8A45988	0.5	4	0.7	4	45	0.45
G8A45989	0.5	4	0.7	6	45	0.45
G8A45990	0.5	4	0.7	8	45	0.45
G8A45006	0.6	4	0.9	2	45	0.55
G8A45860	0.6	4	0.9	3	45	0.55

Due to the characteristics of the blue decoration layer, it might be erased during short term use and the color layer might not be uniformed. However, it doesn't affect the performance of the tool. ▶ NEXT PAGE

Mill Dia. Tolerance (mm)	Shank Dia. Tolerance
0 ~ - 0.012	h5

◎ : Excellent ○ : Good

ISO Material Description	P											M			K					
	Non-alloy steel					Low alloy steel			High alloyed steel, and tool steel			Stainless steel			Grey cast iron		Nodular cast iron		Malleable cast iron	
VDI 3323	1	2	3	4	5	6	7	8	9	10	11	12	13	14	15	16	17	18	19	20
HRC		13	25	28	32	10	29	32	38	15	35	15	23	10	10	26	3	25		21
HB	125	190	250	270	300	180	275	300	350	200	325	200	240	180	180	260	160	250	130	230
Recommend					○			○	○		○									

ISO Material Description	N									S						H					
	Aluminum-wrought alloy		Aluminum-cast, alloyed		Copper and Copper Alloys (Bronze / Brass)			Non Metallic Materials		Heat Resistant Super Alloys						Titanium Alloys		Hardened steel	Chilled Cast Iron	Hardened Cast Iron	
VDI 3323	21	22	23	24	25	26	27	28	29	30	31	32	33	34	35	36	37	38	39	40	41
HRC											15	30	25	38	34			55	60	42	55
HB	60	100	75	90	130	110	90	100			200	280	250	350	320	400 Rm	1050 Rm	550	630	400	550
Recommend																		◎	◎	○	◎

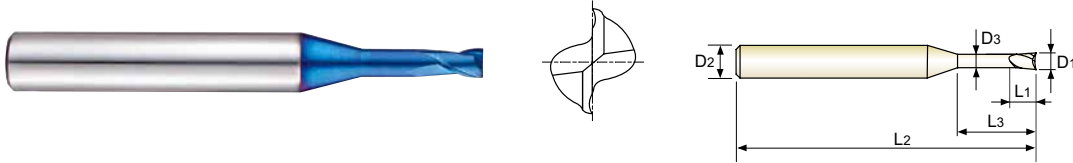


CARBIDE, 2 FLUTE for RIB PROCESSING

- **VOLLHARTMETALL, 2 SCHNEIDEN für SCHMALE RIPPEN**
- **Fraise carbure, 2 dents pour usinage de rainure**
- **2 TAGLIENTI PER NERVATURE**

- ▶ Designed to machine high hardened materials.
- ▶ Suitable for dry cutting, high speed cutting thanks to newly developed raw-material and new coating.
- ▶ Excellent workpiece finish.
- ▶ Designed for high precision milling operation.
- ▶ Higher wear-resistance.

- ▶ Geeignet zum Fräsen hochgehärteter Stähle.
- ▶ Geeignet zum Trockenfräsen und HSC-Fräsen dank neuentwickeltem Material und Beschichtung.
- ▶ Excellente Werkstückoberflächen.
- ▶ Geeignet für hochpräzises Fräsen.
- ▶ Höhere Verschleißfestigkeit.



P,151~152

Unit : mm

EDP No.	Mill Diameter	Shank Diameter	Length of Cut	Length Below Shank	Overall Length	Neck Diameter
	D1	D2	L1	L3	L2	D3
G8A45991	0.6	4	0.9	4	45	0.55
G8A45992	0.6	4	0.9	6	45	0.55
G8A45993	0.6	4	0.9	8	45	0.55
G8A45819	0.6	4	0.9	10	45	0.55
G8A45862	0.8	4	1.2	2	45	0.75
G8A45008	0.8	4	1.2	4	45	0.75
G8A45908	0.8	4	1.2	6	45	0.75
G8A45909	0.8	4	1.2	8	45	0.75
G8A45994	0.8	4	1.2	10	45	0.75
G8A45995	0.8	4	1.2	12	45	0.75
G8A45996	1.0	4	1.5	4	45	0.95
G8A45010	1.0	4	1.5	6	45	0.95
G8A45912	1.0	4	1.5	8	45	0.95
G8A45913	1.0	4	1.5	10	45	0.95
G8A45914	1.0	4	1.5	12	45	0.95
G8A45997	1.0	4	1.5	16	50	0.95
G8A45998	1.0	4	1.5	20	55	0.95
G8A45012	1.2	4	1.8	6	45	1.15
G8A45915	1.2	4	1.8	8	45	1.15
G8A45916	1.2	4	1.8	10	45	1.15
G8A45917	1.2	4	1.8	12	45	1.15
G8A45999	1.2	4	1.8	16	50	1.15

Due to the characteristics of the blue decoration layer, it might be erased during short term use and the color layer might not be uniformed. However, it doesn't affect the performance of the tool. ▶ NEXT PAGE

Mill Dia. Tolerance (mm)	Shank Dia. Tolerance
0 ~ - 0.012	h5

◎ : Excellent ○ : Good

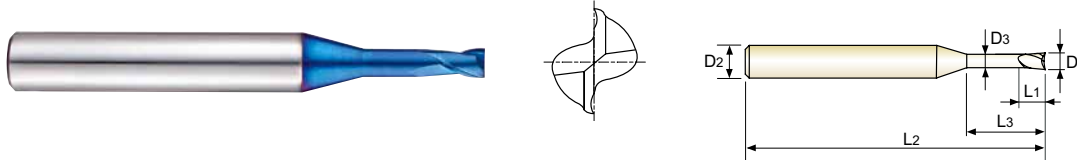
ISO Material Description	P											M			K						
	Non-alloy steel					Low alloy steel				High alloyed steel, and tool steel		Stainless steel			Grey cast iron		Nodular cast iron		Malleable cast iron		
VDI 3323	1	2	3	4	5	6	7	8	9	10	11	12	13	14	15	16	17	18	19	20	
HRc	13	25	28	32	10	29	32	38	15	35	15	23	10	10	26	3	25		21		
HB	125	190	250	270	300	180	275	300	350	200	325	200	240	180	180	260	160	250	130	230	
Recommend					○				○		○										
ISO Material Description	N										S							H			
	Aluminum-wrought alloy		Aluminum-cast, alloyed			Copper and Copper Alloys (Bronze / Brass)			Non Metallic Materials		Heat Resistant Super Alloys					Titanium Alloys		Hardened steel	Chilled Cast Iron	Hardened Cast Iron	
VDI 3323	21	22	23	24	25	26	27	28	29	30	31	32	33	34	35	36	37	38	39	40	41
HRc											15	30	25	38	34			55	60	42	55
HB	60	100	75	90	130	110	90	100			200	280	250	350	320	400 Rm	1050 Rm	550	630	400	550
Recommend																		◎	◎	○	◎

CARBIDE, 2 FLUTE for RIB PROCESSING

- VOLLHARTMETALL, 2 SCHNEIDEN für SCHMALE RIPPEN
- Fraise carbure, 2 dents pour usinage de rainure
- 2 TAGLIANTI PER NERVATURE

- ▶ Designed to machine high hardened materials.
- ▶ Suitable for dry cutting, high speed cutting thanks to newly developed raw-material and new coating.
- ▶ Excellent workpiece finish.
- ▶ Designed for high precision milling operation.
- ▶ Higher wear-resistance.

- ▶ Geeignet zum Fräsen hochgehärteter Stähle.
- ▶ Geeignet zum Trockenfräsen und HSC-Fräsen dank neuentwickeltem Material und Beschichtung.
- ▶ Excellente Werkstückoberflächen.
- ▶ Geeignet für hochpräzises Fräsen.
- ▶ Höhere Verschleißfestigkeit.



Unit : mm

EDP No.	Mill Diameter	Shank Diameter	Length of Cut	Length Below Shank	Overall Length	Neck Diameter
	D1	D2	L1	L3	L2	D3
G8A45015	1.5	4	2.3	6	45	1.45
G8A45923	1.5	4	2.3	8	45	1.45
G8A45924	1.5	4	2.3	10	45	1.45
G8A45925	1.5	4	2.3	12	45	1.45
G8A45926	1.5	4	2.3	14	50	1.45
G8A45927	1.5	4	2.3	16	50	1.45
G8A45928	1.5	4	2.3	18	55	1.45
G8A45810	1.5	4	2.3	20	55	1.45
G8A45958	2.0	4	3.0	6	45	1.95
G8A45020	2.0	4	3.0	8	45	1.95
G8A45959	2.0	4	3.0	10	45	1.95
G8A45960	2.0	4	3.0	12	45	1.95
G8A45961	2.0	4	3.0	14	50	1.95
G8A45962	2.0	4	3.0	16	50	1.95
G8A45963	2.0	4	3.0	18	55	1.95
G8A45964	2.0	4	3.0	20	55	1.95
G8A45966	2.0	4	3.0	25	60	1.95
G8A45814	2.0	4	3.0	30	70	1.95
G8A45975	3.0	6	4.5	10	45	2.85
G8A45976	3.0	6	4.5	12	45	2.85
G8A45977	3.0	6	4.5	14	50	2.85
G8A45978	3.0	6	4.5	16	55	2.85

Due to the characteristics of the blue decoration layer, it might be erased during short term use and the color layer might not be uniformed. However, it doesn't affect the performance of the tool. ▶ NEXT PAGE

Mill Dia. Tolerance (mm)	Shank Dia. Tolerance
0 ~ - 0.012	h5

◎ : Excellent ○ : Good

ISO Material Description	P										M				K						
	Non-alloy steel					Low alloy steel					High alloyed steel, and tool steel				Stainless steel		Grey cast iron		Nodular cast iron		Malleable cast iron
VDI 3323	1	2	3	4	5	6	7	8	9	10	11	12	13	14	15	16	17	18	19	20	
HRC																					
HB	125	190	250	270	300	180	275	300	350	200	325	200	240	180	180	260	160	250	130	230	
Recommend					○				○	○				○							

ISO Material Description	N					S										H					
	Aluminum-wrought alloy		Aluminum-cast, alloyed			Copper and Copper Alloys (Bronze / Brass)			Non Metallic Materials		Heat Resistant Super Alloys					Titanium Alloys		Hardened steel	Chilled Cast Iron	Hardened Cast Iron	
VDI 3323	21	22	23	24	25	26	27	28	29	30	31	32	33	34	35	36	37	38	39	40	41
HRC																					
HB	60	100	75	90	130	110	90	100			200	280	250	350	320	400 Rm	1050 Rm	550	630	400	550
Recommend																		◎	◎	○	◎

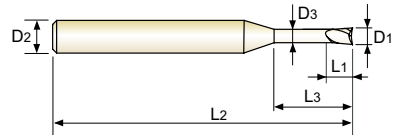
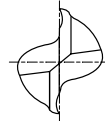


CARBIDE, 2 FLUTE for RIB PROCESSING

- VOLLHARTMETALL, 2 SCHNEIDEN für SCHMALE RIPPEN
- Fraise carbure, 2 dents pour usinage de rainure
- 2 TAGLIENTI PER NERVATURE

- ▶ Designed to machine high hardened materials.
- ▶ Suitable for dry cutting, high speed cutting thanks to newly developed raw-material and new coating.
- ▶ Excellent workpiece finish.
- ▶ Designed for high precision milling operation.
- ▶ Higher wear-resistance.

- ▶ Geeignet zum Fräsen hochgehärteter Stähle.
- ▶ Geeignet zum Trockenfräsen und HSC-Fräsen dank neuentwickeltem Material und Beschichtung.
- ▶ Excellente Werkstückoberflächen.
- ▶ Geeignet für hochpräzises Fräsen.
- ▶ Höhere Verschleißfestigkeit.



P,151~152

Unit : mm

EDP No.	Mill Diameter	Shank Diameter	Length of Cut	Length Below Shank	Overall Length	Neck Diameter
	D1	D2	L1	L3	L2	D3
G8A45979	3.0	6	4.5	18	55	2.85
G8A45980	3.0	6	4.5	20	60	2.85
G8A45981	3.0	6	4.5	25	65	2.85
G8A45832	3.0	6	4.5	30	70	2.85
G8A45833	3.0	6	4.5	35	80	2.85
G8A45983	3.0	6	4.5	40	90	2.85
G8A45040	4.0	6	6	12	50	3.85
G8A45801	4.0	6	6	16	60	3.85
G8A45802	4.0	6	6	20	60	3.85
G8A45803	4.0	6	6	25	70	3.85
G8A45834	4.0	6	6	30	70	3.85
G8A45835	4.0	6	6	35	80	3.85
G8A45836	4.0	6	6	40	90	3.85
G8A45837	4.0	6	6	45	90	3.85
G8A45838	4.0	6	6	50	100	3.85

Due to the characteristics of the blue decoration layer, it might be erased during short term use and the color layer might not be uniformed. However, it doesn't affect the performance of the tool.

Mill Dia. Tolerance (mm)	Shank Dia. Tolerance
0 ~ - 0.012	h5

◎ : Excellent ○ : Good

ISO Material Description	P											M			K						
	Non-alloy steel					Low alloy steel				High alloyed steel, and tool steel		Stainless steel			Grey cast iron		Nodular cast iron		Malleable cast iron		
VDI 3323	1	2	3	4	5	6	7	8	9	10	11	12	13	14	15	16	17	18	19	20	
HRc	13	25	28	32	10	29	32	38	15	35	15	23	10	10	26	3	25	42	55		
HB	125	190	250	270	300	180	275	300	350	200	325	200	240	180	180	260	160	250	130	230	
Recommend					○				○		○										
ISO Material Description	N										S							H			
	Aluminum-wrought alloy		Aluminum-cast, alloyed			Copper and Copper Alloys (Bronze / Brass)			Non Metallic Materials		Heat Resistant Super Alloys					Titanium Alloys		Hardened steel	Chilled Cast Iron	Hardened Cast Iron	
VDI 3323	21	22	23	24	25	26	27	28	29	30	31	32	33	34	35	36	37	38	39	40	41
HRc											15	30	25	38	34			55	60	42	55
HB	60	100	75	90	130	110	90	100			200	280	250	350	320	400 Rm	1050 Rm	550	630	400	550
Recommend																		◎	◎	○	◎

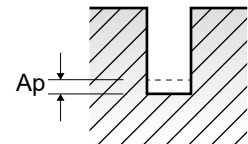
G8A45 SERIES

2 FLUTE for RIB PROCESSING - SLOTTING

Vc = m/min.
fz = mm/tooth
RPM = rev./min.
FEED = mm/min.

ISO	VDI 3323	Material Description	Parameter	Diameter (Ø)					
				0.2	0.3	0.4	0.5	0.6	0.8
P	5	Non-alloy steel	Vc	31	41~47	39~63	40~52	39~66	41~66
			fz	0.003~0.004	0.004~0.004	0.006~0.006	0.007~0.007	0.008~0.008	0.011~0.011
			RPM	50000	43000~50000	31400~50000	25650~33000	20900~35200	16150~26400
			FEED	300~350	330~420	350~590	370~470	330~560	360~590
	8-9	Low alloy steel	Vc	31	41~47	39~63	40~52	39~66	41~66
			fz	0.003~0.004	0.004~0.004	0.006~0.006	0.007~0.007	0.008~0.008	0.011~0.011
			RPM	50000	43000~50000	31400~50000	25650~33000	20900~35200	16150~26400
			FEED	300~350	330~420	350~590	370~470	330~560	360~590
	11.1 - 11.2	High alloyed steel, and tool steel	Vc	31	41~47	39~63	40~52	39~66	41~66
			fz	0.003~0.004	0.004~0.004	0.006~0.006	0.007~0.007	0.008~0.008	0.011~0.011
			RPM	50000	43000~50000	31400~50000	25650~33000	20900~35200	16150~26400
			FEED	300~350	330~420	350~590	370~470	330~560	360~590
H	38.1 - 38.2	Hardened steel	Vc	31	38~44	38~44	37~41	38~41	38~42
			fz	0.003~0.003	0.003~0.003	0.005~0.005	0.006~0.006	0.007~0.007	0.009~0.009
			RPM	50000	39900~46200	30500~35200	23750~26000	19900~22000	15200~16700
			FEED	265~310	265~310	295~340	285~315	260~290	280~310
	39.1 - 39.2	Hardened steel	Vc	31	23~30	23~31	22~28	22~29	23~29
			fz	0.002~0.003	0.002~0.003	0.003~0.004	0.004~0.004	0.004~0.004	0.006~0.005
			RPM	50000	23900~32300	18300~24600	14200~18000	11900~15500	9000~11700
			FEED	225~265	105~185	120~200	115~130	100~120	110~125
	40	Chilled Cast Iron	Vc	31	41~47	39~63	40~52	39~66	41~66
			fz	0.003~0.004	0.004~0.004	0.006~0.006	0.007~0.007	0.008~0.008	0.011~0.011
			RPM	50000	43000~50000	31400~50000	25650~33000	20900~35200	16150~26400
			FEED	300~350	330~420	350~590	370~470	330~560	360~590
41	Hardened Cast Iron	Vc	31	38~44	38~44	37~41	38~41	38~42	
		fz	0.003~0.003	0.003~0.003	0.005~0.005	0.006~0.006	0.007~0.007	0.009~0.009	
		RPM	50000	39900~46200	30500~35200	23750~26000	19900~22000	15200~16700	
		FEED	265~310	265~310	295~340	285~315	260~290	280~310	
				Ap					
				0.005~0.013					
				0.004~0.011					
				0.003~0.020					
				0.004~0.025					
				0.005~0.021					
				0.006~0.028					

▶ NEXT PAGE



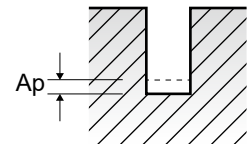


RECOMMENDED CUTTING CONDITIONS
EMPFOHLENE SCHNEIDPARAMETER

G8A45 SERIES **2 FLUTE for RIB PROCESSING - SLOTTING**

Vc = m/min.
fz = mm/tooth
RPM = rev./min.
FEED = mm/min.

ISO	VDI 3323	Material Description	Parameter	Diameter (Ø)					
				1.0	1.2	1.5	2.0	3.0	4.0
P	5	Non-alloy steel	Vc	39~59	39~66	43~83	40~66	41~66	40~67
			fz	0.014~0.014	0.017~0.017	0.024~0.024	0.027~0.027	0.064~0.064	0.063~0.064
			RPM	12300~18700	10450~17600	9100~17600	6350~10550	4300~7050	3200~5300
			FEED	350~540	350~590	430~830	340~570	550~900	400~675
			Ap	0.011~0.028	0.025~0.070	0.017~0.077	0.021~0.140	0.056~0.210	0.074~0.280
			Ap	0.011~0.028	0.025~0.070	0.017~0.077	0.021~0.140	0.056~0.210	0.074~0.280
	8-9	Low alloy steel	Vc	39~59	39~66	43~83	40~66	41~66	40~67
			fz	0.014~0.014	0.017~0.017	0.024~0.024	0.027~0.027	0.064~0.064	0.063~0.064
			RPM	12300~18700	10450~17600	9100~17600	6350~10550	4300~7050	3200~5300
			FEED	350~540	350~590	430~830	340~570	550~900	400~675
			Ap	0.011~0.028	0.025~0.070	0.017~0.077	0.021~0.140	0.056~0.210	0.074~0.280
			Ap	0.011~0.028	0.025~0.070	0.017~0.077	0.021~0.140	0.056~0.210	0.074~0.280
11.1 - 11.2	High alloyed steel, and tool steel	Vc	39~59	39~66	43~83	40~66	41~66	40~67	
		fz	0.014~0.014	0.017~0.017	0.024~0.024	0.027~0.027	0.064~0.064	0.063~0.064	
		RPM	12300~18700	10450~17600	9100~17600	6350~10550	4300~7050	3200~5300	
		FEED	350~540	350~590	430~830	340~570	550~900	400~675	
		Ap	0.011~0.028	0.025~0.070	0.017~0.077	0.021~0.140	0.056~0.210	0.074~0.280	
		Ap	0.011~0.028	0.025~0.070	0.017~0.077	0.021~0.140	0.056~0.210	0.074~0.280	
H	38.1 - 38.2	Hardened steel	Vc	33~36	34~38	33~38	38~42	38~43	38~43
			fz	0.012~0.012	0.014~0.014	0.018~0.018	0.022~0.022	0.056~0.056	0.056~0.056
			RPM	10500~11500	9100~10000	7000~8000	6100~6700	3990~4600	3000~3400
			FEED	250~280	250~280	250~280	270~300	445~515	335~380
			Ap	0.008~0.020	0.015~0.042	0.012~0.055	0.015~0.100	0.040~0.150	0.053~0.200
			Ap	0.008~0.020	0.015~0.042	0.012~0.055	0.015~0.100	0.040~0.150	0.053~0.200
	39.1 - 39.2	Hardened steel	Vc	20~25	20~26	20~26	23~30	23~30	23~30
			fz	0.008~0.007	0.009~0.008	0.012~0.01	0.014~0.013	0.022~0.048	0.021~0.048
			RPM	6300~8050	5400~7000	4300~5500	3600~4700	2400~3200	1800~2400
			FEED	100~115	100~115	100~115	100~120	105~310	75~230
			Ap	0.005~0.012	0.009~0.026	0.007~0.033	0.009~0.060	0.024~0.090	0.032~0.120
			Ap	0.005~0.012	0.009~0.026	0.007~0.033	0.009~0.060	0.024~0.090	0.032~0.120
40	Chilled Cast Iron	Vc	39~59	39~66	43~83	40~66	41~66	40~67	
		fz	0.014~0.014	0.017~0.017	0.024~0.024	0.027~0.027	0.064~0.064	0.063~0.064	
		RPM	12300~18700	10450~17600	9100~17600	6350~10550	4300~7050	3200~5300	
		FEED	350~540	350~590	430~830	340~570	550~900	400~675	
		Ap	0.011~0.028	0.025~0.070	0.017~0.077	0.021~0.140	0.056~0.210	0.074~0.280	
		Ap	0.011~0.028	0.025~0.070	0.017~0.077	0.021~0.140	0.056~0.210	0.074~0.280	
41	Hardened Cast Iron	Vc	33~36	34~38	33~38	38~42	38~43	38~43	
		fz	0.012~0.012	0.014~0.014	0.018~0.018	0.022~0.022	0.056~0.056	0.056~0.056	
		RPM	10500~11500	9100~10000	7000~8000	6100~6700	3990~4600	3000~3400	
		FEED	250~280	250~280	250~280	270~300	445~515	335~380	
		Ap	0.008~0.020	0.015~0.042	0.012~0.055	0.015~0.100	0.040~0.150	0.053~0.200	
		Ap	0.008~0.020	0.015~0.042	0.012~0.055	0.015~0.100	0.040~0.150	0.053~0.200	



SELECTION GUIDE

HSS



SERIES	G8A45	G8A01	G8A02	G8D63	G8D64
FLUTE	2	2	4	6&8	6&8
HELIX ANGLE	30°	30°	30°	45°	45°
CUTTING EDGE SHAPE	SQUARE	SQUARE	SQUARE	SQUARE	SQUARE
SIZE MIN	D0.1	D0.1	D1.0	D6.0	D6.0
SIZE MAX	D4.0	D20.0	D20.0	D25.0	D25.0
PAGE	131	135	136	137	138

CBN END MILLS

i-Xmill END MILLS

i-SMART MODULAR END MILLS

X5070 END MILLS

4G MILL END MILLS

X-POWER PRO END MILLS

TitaNox-POWER END MILLS

JET-POWER END MILLS

V7 PLUS END MILLS

ALU-POWER HPC END MILLS

ALU-POWER END MILLS

D-POWER GRAPHITE END MILLS

D-POWER CFRP END MILLS

ROUTERS

CRX S END MILLS

K-2 END MILLS

ONLY ONE COATED PM60 END MILLS

TANK-POWER END MILLS

GENERAL HSS END MILLS

MILLING CUTTERS

TECHNICAL DATA

SOLID CARBIDE
X5070
END MILLS

High Hardened Steels HRc45 to HRc70,
High Speed Machining, Dry Cutting




Please visit globalyg1.com/mat for material search

◎ : Excellent ○ : Good

Recommended cutting conditions : P 139

RIB PROCESSING	EXTENDED NECK	EXTENDED NECK	LONG LENGTH	EXTRA LONGLENGTH
Blue Coating	Blue Coating	Blue Coating	Blue Coating	Blue Coating



ISO	VDI 3323	Material Description	Composition / Structure / Heat Treatment	HB	HRc					
P	1	Non-alloy steel	About 0.15% C Annealed	125						
	2		About 0.45% C Annealed	190	13					
	3		About 0.45% C Quenched & Tempered	250	25					
	4		About 0.75% C Annealed	270	28					
	5		About 0.75% C Quenched & Tempered	300	32	○	○	○	○	○
	6	Low alloy steel	Annealed	180	10					
	7		Quenched & Tempered	275	29					
	8		Quenched & Tempered	300	32	○	○	○	○	○
	9		Quenched & Tempered	350	38	○	○	○	○	○
	10		High alloyed steel, and tool steel	Annealed	200	15				
	11	Quenched & Tempered		325	35	○	○	○	○	○
M	12	Stainless steel	Ferritic / Martensitic Annealed	200	15					
	13		Martensitic Quenched & Tempered	240	23					
	14		Austenitic	180	10					
K	15	Grey cast iron	Pearlitic / ferritic	180	10					
	16		Pearlitic (Martensitic)	260	26					
	17	Nodular cast iron	Ferritic	160	3					
	18		Pearlitic	250	25					
	19	Malleable cast iron	Ferritic	130						
20	Pearlitic		230	21						
N	21	Aluminum-wrought alloy	Not Curable	60						
	22		Curable Hardened	100						
	23	Aluminum-cast, alloyed	≤ 12% Si, Not Curable	75						
	24		≤ 12% Si, Curable Hardened	90						
	25		> 12% Si, Not Curable	130						
	26	Copper and Copper Alloys (Bronze / Brass)	Cutting Alloys, PB>1%	110						
	27		CuZn, CuSnZn (Brass)	90						
	28		CuSn, lead-free copper and electrolytic copper	100						
	29	Non Metallic Materials	Duroplastic, Fiber Reinforced Plastic							
	30		Rubber, Wood, etc.							
S	31	Heat Resistant Super Alloys	Fe Based	Annealed	200	15				
	32			Cured	280	30				
	33		Ni or Co Based	Annealed	250	25				
	34			Cured	350	38				
	35			Cast	320	34				
36	Titanium Alloys	Pure Titanium	400 Rm							
37		Alpha + Beta Alloys Hardened	1050 Rm							
H	38	Hardened steel	Hardened	550	55	◎	◎	◎	◎	◎
	39		Hardened	630	60	◎	◎	◎	◎	◎
	40	Chilled Cast Iron	Cast	400	42	○	○	○	○	○
	41	Hardened Cast Iron	Hardened	550	55	◎	◎	◎	◎	◎