

YG X5070 END MILLS

PLAIN SHANK

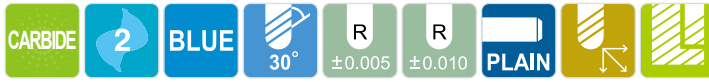
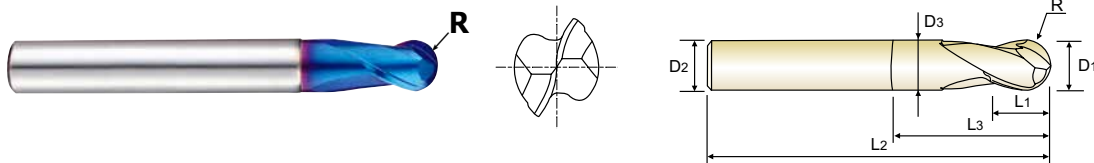
G8A28 SERIES

CARBIDE, 2 FLUTE BALL NOSE

- VOLLHARTMETALL, 2 SCHNEIDEN STIRNRADIUS
- Fraise carbure, 2 dents, hémisphérique
- 2 TAGLIENTI, SEMISFERICA

- ▶ Designed to machine high hardened materials.
- ▶ Suitable for dry cutting, high speed cutting thanks to newly developed raw-material and new coating.
- ▶ Excellent workpiece finish.
- ▶ Designed for high precision milling operation.
- ▶ Higher wear-resistance.

- ▶ Geeignet zum Fräsen hochgehärteter Stähle.
- ▶ Geeignet zum Trockenfräsen und HSC-Fräsen dank neuentwickeltem Material und Beschichtung.
- ▶ Excellente Werkstückoberflächen.
- ▶ Geeignet für hochpräzises Fräsen.
- ▶ Höhere Verschleißfestigkeit.



P.142-143

R0.05-R3 R4-R6

Unit : mm

EDP No.	Radius of Ball Nose	Mill Diameter	Shank Diameter	Length of Cut	Length Below Shank	Overall Length	Neck Diameter
	R	D1	D2	L1	L3	L2	D3
G8A28001	R0.05	0.1	4	0.2	-	40	-
G8A28002	R0.1	0.2	4	0.3	-	40	-
G8A28003	R0.15	0.3	4	0.5	-	40	-
G8A28004	R0.2	0.4	4	0.6	-	40	-
G8A28005	R0.25	0.5	4	0.7	-	40	-
G8A28006	R0.3	0.6	4	0.9	-	40	-
G8A28007	R0.35	0.7	4	1.1	-	40	-
G8A28008	R0.4	0.8	4	1.2	-	40	-
G8A28009	R0.45	0.9	4	1.4	-	40	-
G8A280104S	R0.5	1.0	4	1.5	3	50	0.95
G8A28010	R0.5	1.0	6	1.5	3	50	0.95
G8A280154S	R0.75	1.5	4	2	4	50	1.45
G8A28015	R0.75	1.5	6	2	4	50	1.45
G8A280204S	R1.0	2.0	4	2.5	5	50	1.95
G8A28020	R1.0	2.0	6	2.5	5	50	1.95
G8A280254S	R1.25	2.5	4	3	7	50	2.4
G8A28025	R1.25	2.5	6	3	7	50	2.4
G8A28030	R1.5	3.0	6	4	10	60	2.85
G8A28035	R1.75	3.5	6	4.5	10	60	3.35
G8A28040	R2.0	4.0	6	5	10	60	3.85
G8A28045	R2.25	4.5	6	5.5	10	60	4.35
G8A28050	R2.5	5.0	6	6	12	60	4.85

Due to the characteristics of the blue decoration layer, it might be erased during short term use and the color layer might not be uniformed. However, it doesn't affect the performance of the tool.

▶ NEXT PAGE

Size	Radius Tolerance (mm)	Mill Dia. Tolerance (mm)	Shank Dia. Tolerance
up to R3	± 0.005	0 ~ - 0.012	h5
over R3	± 0.010	0 ~ - 0.015	

◎ : Excellent ○ : Good

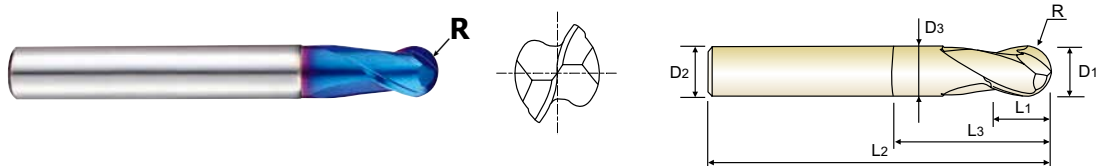
ISO Material Description	P											M				K					
	Non-alloy steel					Low alloy steel				High alloyed steel, and tool steel		Stainless steel				Grey cast iron		Nodular cast iron		Malleable cast iron	
VDI 3323	1	2	3	4	5	6	7	8	9	10	11	12	13	14	15	16	17	18	19	20	
HRc		13	25	28	32	10	29	32	38	15	35	15	23	10	10	26	3	25		21	
HB	125	190	250	270	300	180	275	300	350	200	325	200	240	180	180	260	160	250	130	230	
Recommend					○				○		○										
ISO Material Description	N										S							H			
	Aluminum-wrought alloy		Aluminum-cast, alloyed			Copper and Copper Alloys (Bronze / Brass)			Non Metallic Materials		Heat Resistant Super Alloys					Titanium Alloys		Hardened steel	Chilled Cast Iron	Hardened Cast Iron	
VDI 3323	21	22	23	24	25	26	27	28	29	30	31	32	33	34	35	36	37	38	39	40	41
HRc											15	30	25	38	34			55	60	42	55
HB	60	100	75	90	130	110	90	100			200	280	250	350	320	400 Rm	1050 Rm	550	630	400	550
Recommend																		◎	◎	○	◎

CARBIDE, 2 FLUTE BALL NOSE

- VOLLHARTMETALL, 2 SCHNEIDEN STIRNRADIUS
- Fraise carbure, 2 dents, hémisphérique
- 2 TAGLIANTI, SEMISFERICA

- ▶ Designed to machine high hardened materials.
- ▶ Suitable for dry cutting, high speed cutting thanks to newly developed raw-material and new coating.
- ▶ Excellent workpiece finish.
- ▶ Designed for high precision milling operation.
- ▶ Higher wear-resistance.

- ▶ Geeignet zum Fräsen hochgehärteter Stähle.
- ▶ Geeignet zum Trockenfräsen und HSC-Fräsen dank neuentwickeltem Material und Beschichtung.
- ▶ Excellente Werkstückoberflächen.
- ▶ Geeignet für hochpräzises Fräsen.
- ▶ Höhere Verschleißfestigkeit.



CARBIDE
2
BLUE
30°
R ±0.005
R ±0.010
PLAIN
P.142-143

R0.05-R3 R4-R6

Unit : mm

EDP No.	Radius of Ball Nose	Mill Diameter	Shank Diameter	Length of Cut	Length Below Shank	Overall Length	Neck Diameter
	R (±0.005)	D1	D2	L1	L3	L2	D3
G8A28055	R2.75	5.5	6	6.5	12	60	5.35
G8A28060	R3.0	6.0	6	7	15	60	5.85
G8A28903	R3.0	6.0	6	9	30	90	5.85
G8A28901	R4.0	8.0	8	9	15	60	7.7
G8A28080	R4.0	8.0	8	9	15	80	7.7
G8A28904	R4.0	8.0	8	12	30	100	7.7
G8A28902	R5.0	10.0	10	11	25	60	9.7
G8A28100	R5.0	10.0	10	11	25	80	9.7
G8A28905	R5.0	10.0	10	15	30	100	9.7
G8A28120	R6.0	12.0	12	14	25	80	11.7

Due to the characteristics of the blue decoration layer, it might be erased during short term use and the color layer might not be uniformed. However, it doesn't affect the performance of the tool.

Size	Radius Tolerance (mm)	Mill Dia. Tolerance (mm)	Shank Dia. Tolerance
up to R3	± 0.005	0 ~ - 0.012	h5
over R3	± 0.010	0 ~ - 0.015	

◎ : Excellent ○ : Good

ISO Material Description	P									M						K					
	Non-alloy steel					Low alloy steel				High alloyed steel, and tool steel		Stainless steel				Grey cast iron		Nodular cast iron		Malleable cast iron	
VDI 3323	1	2	3	4	5	6	7	8	9	10	11	12	13	14	15	16	17	18	19	20	
HRc		13	25	28	32	10	29	32	38	15	35	15	23	10	10	26	3	25	21	21	
HB	125	190	250	270	300	180	275	300	350	200	325	200	240	180	180	260	160	250	130	230	
Recommend					○				○		○										

ISO Material Description	N					S					H										
	Aluminum-wrought alloy		Aluminum-cast, alloyed		Copper and Copper Alloys (Bronze / Brass)		Non Metallic Materials		Heat Resistant Super Alloys			Titanium Alloys		Hardened steel	Chilled Cast Iron	Hardened Cast Iron					
VDI 3323	21	22	23	24	25	26	27	28	29	30	31	32	33	34	35	36	37	38	39	40	41
HRc											15	30	25	38	34			55	60	42	55
HB	60	100	75	90	130	110	90	100			200	280	250	350	320	400 Rm	1050 Rm	550	630	400	550
Recommend																		◎	◎	○	◎



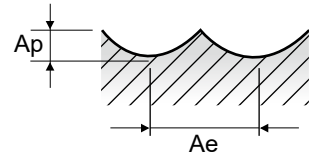
RECOMMENDED CUTTING CONDITIONS
EMPFOHLENE SCHNEIDPARAMETER

G8A28, G8A38, G8A53 SERIES **2 FLUTE BALL NOSE**

Vc = m/min.
fz = mm/tooth
RPM = rev./min.
FEED = mm/min.

ISO	VDI 3323	Material Description	Ae	Ap	Parameter	Diameter (Ø)						
						0.2	0.3	0.4	0.5	0.6	0.8	1.0
P	5	Non-alloy steel	0.05D	0.02D	Vc	30	45	65	80	95	125	155
					fz	0.012	0.015	0.019	0.024	0.029	0.039	0.048
					RPM	47746	47746	51725	50930	50399	49736	49338
	8-9	Low alloy steel	0.05D	0.02D	Vc	30	45	65	80	95	125	155
					fz	0.012	0.015	0.019	0.024	0.029	0.039	0.048
					RPM	47746	47746	51725	50930	50399	49736	49338
	11.1	High alloyed steel, and tool steel	0.05D	0.02D	Vc	30	45	65	80	95	125	155
					fz	0.012	0.015	0.019	0.024	0.029	0.039	0.048
					RPM	47746	47746	51725	50930	50399	49736	49338
	11.2	High alloyed steel, and tool steel	0.05D	0.02D	Vc	30	45	65	80	95	125	155
					fz	0.011	0.014	0.017	0.021	0.025	0.033	0.042
					RPM	47746	47746	51725	50930	50399	49736	49338
H	38.1	Hardened steel	0.05D	0.02D	Vc	30	45	65	80	95	125	155
					fz	0.011	0.014	0.017	0.021	0.025	0.033	0.042
					RPM	47746	47746	51725	50930	50399	49736	49338
	38.2	Hardened steel	0.05D	0.02D	Vc	30	40	55	70	85	115	140
					fz	0.011	0.013	0.017	0.021	0.024	0.033	0.042
					RPM	47746	42441	43768	44563	45094	45757	44563
	39.1	Hardened steel	0.05D	0.02D	Vc	25	40	50	65	75	100	125
					fz	0.01	0.012	0.015	0.019	0.023	0.03	0.038
					RPM	39789	42441	39789	41380	39789	39789	39789
	39.2	Hardened steel	0.05D	0.02D	Vc	20	35	45	55	65	90	110
					fz	0.01	0.012	0.015	0.019	0.023	0.03	0.037
					RPM	31831	37136	35810	35014	34484	35810	35014
39.3	Hardened steel	0.05D	0.02D	Vc	20	30	40	50	60	80	110	
				fz	0.009	0.011	0.014	0.017	0.022	0.029	0.033	
				RPM	31831	31831	31831	31831	31831	31831	35014	
40	Chilled Cast Iron	0.05D	0.02D	Vc	30	45	65	80	95	125	155	
				fz	0.011	0.014	0.017	0.021	0.025	0.033	0.042	
				RPM	47746	47746	51725	50930	50399	49736	49338	
41	Hardened Cast Iron	0.05D	0.02D	Vc	30	40	55	70	85	115	140	
				fz	0.011	0.013	0.017	0.021	0.024	0.033	0.042	
				RPM	47746	47746	51725	50930	50399	49736	49338	

▶ NEXT PAGE



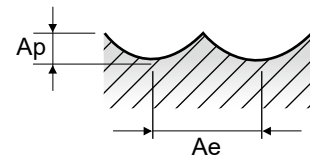
YG X5070 END MILLS

RECOMMENDED CUTTING CONDITIONS
EMPFOHLENE SCHNEIDPARAMETER

G8A28, G8A38, G8A53 SERIES 2 FLUTE BALL NOSE

Vc = m/min.
fz = mm/tooth
RPM = rev./min.
FEED = mm/min.

VDI 3323	Parameter	Diameter (Ø)											
		1.2	1.5	2.0	3.0	4.0	5.0	6.0	8.0	10.0	12.0	16.0	20.0
5	Vc	190	235	310	310	315	290	260	280	290	260	280	280
	fz	0.051	0.054	0.057	0.091	0.12	0.156	0.174	0.189	0.199	0.212	0.238	0.264
	RPM	50399	49869	49338	32892	25067	18462	13793	11141	9231	6897	5570	4456
8-9	FEED	5141	5386	5625	5986	6016	5760	4800	4211	3674	2924	2652	2353
	Vc	190	235	310	310	315	290	260	280	290	260	280	280
	fz	0.051	0.054	0.057	0.091	0.12	0.156	0.174	0.189	0.199	0.212	0.238	0.264
111	RPM	50399	49869	49338	32892	25067	18462	13793	11141	9231	6897	5570	4456
	FEED	5141	5386	5625	5986	6016	5760	4800	4211	3674	2924	2652	2353
	Vc	190	235	310	310	315	290	260	280	290	260	280	280
112	fz	0.051	0.054	0.057	0.091	0.12	0.156	0.174	0.189	0.199	0.212	0.238	0.264
	RPM	50399	49869	49338	32892	25067	18462	13793	11141	9231	6897	5570	4456
	FEED	5141	5386	5625	5986	6016	5760	4800	4211	3674	2924	2652	2353
38.1	Vc	180	225	300	300	300	280	255	270	280	250	270	270
	fz	0.045	0.047	0.05	0.083	0.111	0.138	0.153	0.164	0.174	0.187	0.206	0.227
	RPM	47746	47746	47746	31831	23873	17825	13528	10743	8913	6631	5371	4297
38.2	FEED	4297	4488	4775	5284	5300	4920	4140	3524	3102	2480	2213	1951
	Vc	160	205	250	250	250	235	205	225	235	210	225	225
	fz	0.045	0.047	0.05	0.075	0.1	0.125	0.141	0.15	0.16	0.17	0.189	0.208
39.1	RPM	42441	43502	39789	26526	19894	14961	10876	8952	7480	5570	4476	3581
	FEED	3820	4089	3979	3979	3979	3740	3067	2686	2394	1894	1692	1490
	Vc	145	175	220	220	220	210	190	200	205	190	200	200
39.2	fz	0.039	0.042	0.045	0.067	0.09	0.113	0.125	0.134	0.144	0.155	0.169	0.188
	RPM	38462	37136	35014	23343	17507	13369	10080	7958	6525	5040	3979	3183
	FEED	3000	3119	3151	3128	3151	3021	2520	2133	1879	1562	1345	1197
39.3	Vc	130	155	200	200	200	180	165	175	180	165	175	175
	fz	0.04	0.041	0.044	0.067	0.088	0.111	0.122	0.132	0.142	0.142	0.143	0.143
	RPM	34484	32892	31831	21221	15915	11459	8754	6963	5730	4377	3482	2785
40	FEED	2759	2697	2801	2844	2801	2544	2136	1838	1627	1243	996	797
	Vc	115	140	180	180	180	165	150	165	165	150	160	160
	fz	0.038	0.039	0.04	0.061	0.079	0.1	0.109	0.119	0.13	0.131	0.133	0.129
41	RPM	30505	29709	28648	19099	14324	10504	7958	6565	5252	3979	3183	2546
	FEED	2318	2317	2292	2330	2263	2101	1735	1562	1366	1042	847	657
	Vc	180	225	300	300	300	280	255	270	280	250	270	270
41	fz	0.045	0.047	0.05	0.083	0.111	0.138	0.153	0.164	0.174	0.187	0.206	0.227
	RPM	47746	47746	47746	31831	23873	17825	13528	10743	8913	6631	5371	4297
	FEED	4297	4488	4775	5284	5300	4920	4140	3524	3102	2480	2213	1951
41	Vc	160	205	250	250	250	235	205	225	235	210	225	225
	fz	0.045	0.047	0.05	0.075	0.1	0.125	0.141	0.15	0.16	0.17	0.189	0.208
	RPM	47746	47746	47746	31831	23873	17825	13528	10743	8913	6631	5371	4297
41	FEED	4297	4488	4775	5284	5300	4920	4140	3524	3102	2480	2213	1951



HSS

CBN END MILLS

i-Xmill END MILLS

i-SMART MODULAR END MILLS

X5070 END MILLS

4G MILL END MILLS

X-POWER PRO END MILLS

TitaNox-POWER END MILLS

JET-POWER END MILLS

V7 PLUS END MILLS

ALU-POWER HPC END MILLS

ALU-POWER END MILLS

D-POWER GRAPHITE END MILLS

D-POWER CFRP END MILLS

ROUTERS

CRX S END MILLS

K-2 END MILLS

ONLY ONE COATED PM60 END MILLS

TANK-POWER END MILLS

GENERAL HSS END MILLS

MILLING CUTTERS

TECHNICAL DATA


SELECTION GUIDE



SERIES	G8B59	G8B54	G8A46	G8A54
FLUTE	4	4	2	2
HELIX ANGLE	0°	0°	30°	30°
CUTTING EDGE SHAPE	CORNER RADIUS	CORNER RADIUS	BALL NOSE	BALL NOSE
SIZE MIN	D2.0	D2.0	R0.05	R0.25
SIZE MAX	D12.0	D16.0	R2.0	R1.0
PAGE	105	106	107	111

SOLID CARBIDE
X5070
END MILLS

High Hardened Steels HRc45 to HRc70,
High Speed Machining, Dry Cutting



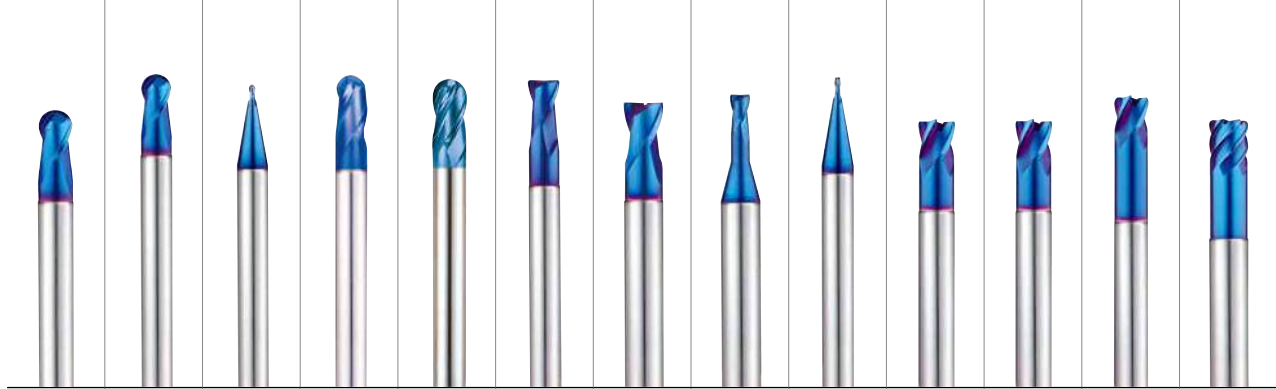
Please visit
globalyg1.com/mat
for material search

◎ : Excellent ○ : Good

Recommended cutting conditions : P 139

ISO	VDI 3323	Material Description	Composition / Structure / Heat Treatment	HB	HRc				
P	1	Non-alloy steel	About 0.15% C Annealed	125					
	2		About 0.45% C Annealed	190	13				
	3		About 0.45% C Quenched & Tempered	250	25				
	4		About 0.75% C Annealed	270	28				
	5		About 0.75% C Quenched & Tempered	300	32	○	○	○	○
	6	Low alloy steel	Annealed	180	10				
	7		Quenched & Tempered	275	29				
	8		Quenched & Tempered	300	32	○	○	○	○
	9		Quenched & Tempered	350	38	○	○	○	○
	10		High alloyed steel, and tool steel	Annealed	200	15			
	11	Quenched & Tempered		325	35	○	○	○	○
M	12	Stainless steel	Ferritic / Martensitic Annealed	200	15				
	13		Martensitic Quenched & Tempered	240	23				
	14		Austenitic	180	10				
K	15	Grey cast iron	Pearlitic / ferritic	180	10				
	16		Pearlitic (Martensitic)	260	26				
	17	Nodular cast iron	Ferritic	160	3				
	18		Pearlitic	250	25				
	19	Malleable cast iron	Ferritic	130					
20	Pearlitic		230	21					
N	21	Aluminum-wrought alloy	Not Curable	60					
	22		Curable Hardened	100					
	23	Aluminum-cast, alloyed	≤ 12% Si, Not Curable	75					
	24		≤ 12% Si, Curable Hardened	90					
	25		> 12% Si, Not Curable	130					
	26	Copper and Copper Alloys (Bronze / Brass)	Cutting Alloys, PB>1%	110					
	27		CuZn, CuSnZn (Brass)	90					
	28		CuSn, lead-free copper and electrolytic copper	100					
	29	Non Metallic Materials	Duroplastic, Fiber Reinforced Plastic						
	30		Rubber, Wood, etc.						
S	31	Heat Resistant Super Alloys	Fe Based	Annealed	200	15			
	32			Cured	280	30			
	33		Ni or Co Based	Annealed	250	25			
	34			Cured	350	38			
	35			Cast	320	34			
	36	Titanium Alloys	Pure Titanium	400 Rm					
37	Alpha + Beta Alloys		Hardened	1050 Rm					
H	38	Hardened steel	Hardened	550	55	◎	◎	◎	◎
	39		Hardened	630	60	◎	◎	◎	◎
	40	Chilled Cast Iron	Cast	400	42	○	○	○	○
	41	Hardened Cast Iron	Hardened	550	55	◎	◎	◎	◎

G8A28	G8A38	G8A53	G8A59	G8D62	G8A60	G8A36	G8A52	G8A50	G8A47	G8A37	G8B08	G8A39
2	2	2	3	4	2	2	2	2	4	4	4	6
30°	30°	30°	30°	30°	30°	30°	30°	30°	30°	30°	30°	45°
BALL NOSE	BALL NOSE	BALL NOSE	BALL NOSE	BALL NOSE	CORNER RADIUS	CORNER RADIUS	CORNER RADIUS	CORNER RADIUS	CORNER RADIUS	CORNER RADIUS	CORNER RADIUS	CORNER RADIUS
R0.05	R0.5	R0.2	R1.5	R1.5	D0.5	D0.3	D0.5	D0.3	D3.0	D1.0	D6.0	D6.0
R6.0	R12.5	R1.0	R10.0	R10.0	D12.0	D20.0	D2.0	D2.0	D12.0	D20.0	D12.0	D20.0
112	114	115	116	117	118	123	125	126	127	128	129	130
-	EXTENDED NECK	MINIATURE	Center Match	Center Match	RIB PROCESSING	EXTENDED NECK	RIB PROCESSING	MINIATURE	EXTENDED NECK	EXTENDED NECK	EXTENDED NECK	EXTENDED NECK
Blue Coating	Blue Coating	Blue Coating	Blue Coating	Blue Coating	Blue Coating	Blue Coating	Blue Coating	Blue Coating	Blue Coating	Blue Coating	Blue Coating	Blue Coating



													1
													2
													3
													4
○	○	○	○	○	○	○	○	○	○	○	○	○	5
													6 P
○	○	○	○	○	○	○	○	○	○	○	○	○	7
○	○	○	○	○	○	○	○	○	○	○	○	○	8
○	○	○	○	○	○	○	○	○	○	○	○	○	9
○	○	○	○	○	○	○	○	○	○	○	○	○	10
													11
													12
													13 M
													14
													15
													16
													17 K
													18
													19
													20
													21
													22
													23
													24
													25 N
													26
													27
													28
													29
													30
													31
													32
													33
													34 S
													35
													36
													37
◎	◎	◎	◎	◎	◎	◎	◎	◎	◎	◎	◎	◎	38
◎	◎	◎	◎	◎	◎	◎	◎	◎	◎	◎	◎	◎	39
○	○	○	○	○	○	○	○	○	○	○	○	○	40
◎	◎	◎	◎	◎	◎	◎	◎	◎	◎	◎	◎	◎	41

HSS

CBN END MILLS

i-Xmill END MILLS

i-SMART MODULAR END MILLS

X5070 END MILLS

4G MILL END MILLS

X-POWER PRO END MILLS

TitaNox-POWER END MILLS

JET-POWER END MILLS

V7 PLUS END MILLS

ALU-POWER HPC END MILLS

ALU-POWER END MILLS

D-POWER GRAPHITE END MILLS

D-POWER CFRP END MILLS

ROUTERS

CRX S END MILLS

K-2 END MILLS

ONLY ONE COATED PM60 END MILLS

TANK-POWER END MILLS

GENERAL HSS END MILLS

MILLING CUTTERS

TECHNICAL DATA