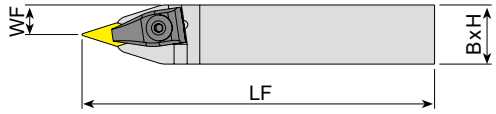


Turning - Holder - External
External Holders for VN Insert**



: p.75 Unit:mm

Series	Designation	EDP 2700..		H	B	WF	LF	Insert
		R	L					
 TVVNN (Hole Clamp Type 72.5°)	TVVNN 2020K 16	0642		20	20	10	125	VN1604
	TVVNN 2525M 16	0643		25	25	12.5	150	
	TVVNN 3232P 16	0644		32	32	16	170	
 TVJNR/L (Hole Clamp Type 93°)	TVJNR/L 2020K 16	0636	0637	20	20	25	125	VN1604
	TVJNR/L 2525M 16	0638	0639	25	25	32	150	
	TVJNR/L 3232P 16	0640	0641	32	32	40	170	

Series	Size	Clamp	Clamp Screw	Upper Ring	Lower Ring	Shim	Shim Screw	Allen Key
TVVNN	..16	YATK-03	YAKV-30-M6x22	YABPL-01	YAS-01	YAAVN-2-0002	YAAV-04-M5x12	YAAL-03-3
TVJNR/L	..16	YATK-03	YAKV-30-M6x22	YABPL-01	YAS-01	YAAVN-2-0002	YAAV-04-M5x12	YAAL-03-3

Turning - Name Code System

Internal Turning Holder Code (Metric)

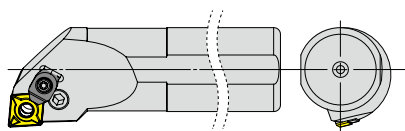
*Metric

1	2	3	4	5	6	7	8	9	10	
A	32	S	-	P	W	L	N	R	12	(C)
Coolant & Material	Shank Diameter (DCON)	Legth (LF)	Clamping System	Insert Shape (1st Letter of Insert)	Tool Style	Insert Clearance (2nd Letter of Insert)	Tool Hand	Insert Size	(Optional Clamp)	

1 - Coolant and Tool Material

Symbol	Internal Coolant	Tool Material
A	O	Steel
S	X	
E	O	Carbide

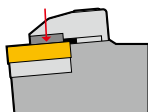
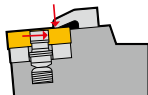
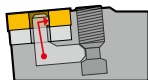
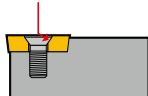
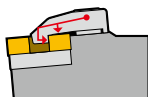
2 - Shank Diameter (DCON)



3 - Length (LF)

Symbol	Length (mm)	Symbol	Length (mm)
E	70	Q	180
F	80	R	200
H	100	S	250
K	125	T	300
M	150	U	350
P	170	V	400

4 - Clamping System

Symbol	System
C	 Top Clamp (No Clamping Hole Insert)
M	 Pin & Top Clamp (Straight Clamping Hole Insert)
P	 Lever Lock (Straight Clamping Hole Insert)
S	 Screw (Screw Clamping Hole Insert)
T (D, A)	 Hole Clamp (Straight Clamping Hole Insert)

Turning - Name Code System

Internal Turning Holder Code (Metric)

*Metric

1	2	3	4	5	6	7	8	9
A	25	R	-	S	C	L	C	09
Coolant & Material	Shank Diameter (DCON)	Legth (LF)	Clamping System	Insert Shape (1st Letter of Insert)	Tool Style	Insert Clearance (2nd Letter of Insert)	Tool Hand	Insert Size

6 - Tool Style

Approach Angle (KAPR)	Side Direction	End Direction
	Offset Shank	
75°		K
90°		F
93°	J 	U
95°	L (Both Direction) 	
107.5°		Q

8 - Hand Direction

Symbol	Hand Direction	
R	Right Hand	
L	Left Hand	
N	Neutral	

9 - Insert Size *

Examples	is Compatible with...
PCLNR 2525M 12	CNMG 120408
SCLCR 2020K 09	CCMT 09T308
TWLNR 2525M 08	WNMG 080408

* Related to Insert Designation to check compatibility

5, 7 - Insert Compatibility *



* Related to Insert Designation to check compatibility

(10 - Optional Clamp)

Symbol	Optional Clamp
C	Included