



UNCOATED

**E9938** SERIES

TiAlN based COATED

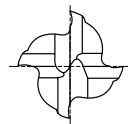
**GA938** SERIES

### HSS-PM, 4 FLUTE SHORT LENGTH

- HSS-PM, 4 SCHNEIDEN KURZ
- FRAISES HSS-PM, 4 DENTS, SÉRIE COURTE
- 4 TAGLIANTI, SERIE CORTA, HSS-PM

- ▶ Designed to machine carbon steels, alloyed steels, stainless steels.
- ▶ Recommended for pocketing, cam milling, die sinking and slotting..
- ▶ Designed for high speed cutting of difficult-to-cut materials.
- ▶ YG-1's new developed TANK-POWER Coating suitable for high speed cutting.

- ▶ Geeignet zum Fräsen von Stahl, legiertem Stahl und rostfreier Stahl.
- ▶ Empfohlen für Taschenfräsen, Nockenfräsen, Gussformen und Nutenfräsen.
- ▶ Geeignet für Hochgeschwindigkeitsfräsen von schwer zu zerspanenden Materialien.
- ▶ Neuentwickelte Beschichtung für Hochgeschwindigkeitsfräsen.



P.662~663

Unit : mm

EDP No.	Mill Diameter	Shank Diameter	Length of Cut	Overall Length
E9938010	1.0	6	3	49
E9938020	2.0	6	7	51
E9938030	3.0	6	8	52
E9938040	4.0	6	11	55
E9938050	5.0	6	13	57
E9938060	6.0	6	13	57
E9938070	7.0	10	16	66
E9938080	8.0	10	19	69
E9938090	9.0	10	19	69
E9938100	10.0	10	22	72
E9938120	12.0	12	26	83
E9938140	14.0	12	26	83
E9938160	16.0	16	32	92
E9938180	18.0	16	32	92
E9938200	20.0	20	38	104
E9938220	22.0	20	38	104
E9938250	25.0	25	45	121

▶ Mill Diameter 1mm: Center match end teeth

Mill Dia. Tolerance (mm)	Shank Dia. Tolerance
0 ~ -0.03	h6

◎ : Excellent ○ : Good

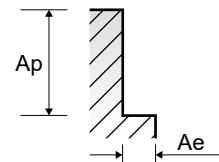
ISO Material Description	P											M			K						
	Non-alloy steel					Low alloy steel				High alloyed steel, and tool steel		Stainless steel			Grey cast iron		Nodular cast iron		Malleable cast iron		
VDI 3323	1	2	3	4	5	6	7	8	9	10	11	12	13	14	15	16	17	18	19	20	
HRc		13	25	28	32	10	29	32	38	15	35	15	23	10	10	26	3	25		21	
HB	125	190	250	270	300	180	275	300	350	200	325	200	240	180	180	260	160	250	130	230	
Recommend	◎	◎	◎	◎	◎	◎	◎	◎	◎	◎	◎	◎	◎	◎	◎	◎	◎	◎	◎	◎	
ISO Material Description	N										S					H					
	Aluminum-wrought alloy		Aluminum-cast, alloyed			Copper and Copper Alloys (Bronze / Brass)			Non Metallic Materials		Heat Resistant Super Alloys					Titanium Alloys		Hardened steel	Chilled Cast Iron	Hardened Cast Iron	
VDI 3323	21	22	23	24	25	26	27	28	29	30	31	32	33	34	35	36	37	38	39	40	41
HRc											15	30	25	38	34			55	60	42	55
HB	60	100	75	90	130	110	90	100			200	280	250	350	320	400 Rm	1050 Rm	550	630	400	550
Recommend						○	○	○													

**GA938 , GAA31** SERIES **4 FLUTE - SIDE CUTTING**

Vc = m/min.  
fz = mm/tooth  
RPM = rev./min.  
FEED = mm/min.

ISO	VDI 3323	Material Description	Ae	Ap	Parameter	Diameter (Ø)													
						2.0	3.0	4.0	5.0	6.0	8.0	10.0	12.0	14.0	16.0	18.0	20.0	22.0	25.0
P	1	Non-alloy steel	0.1D	1.5D	Vc	60	60	65	70	75	80	70	75	80	80	85	80	75	80
					fz	0.008	0.016	0.023	0.029	0.035	0.046	0.068	0.071	0.076	0.08	0.077	0.088	0.098	0.093
					RPM	9549	6366	5173	4456	3979	3183	2228	1989	1819	1592	1503	1273	1085	1019
	2		0.1D	1.5D	Vc	55	55	60	65	70	65	65	70	70	70	70	65	65	65
					fz	0.007	0.015	0.021	0.026	0.031	0.046	0.063	0.067	0.072	0.077	0.08	0.088	0.084	0.091
					RPM	8754	5836	4775	4138	3714	2586	2069	1857	1592	1393	1238	1035	940	828
	3-4		0.1D	1.5D	Vc	40	40	45	45	50	50	50	55	50	50	50	50	45	50
					fz	0.007	0.014	0.021	0.028	0.032	0.046	0.059	0.066	0.08	0.085	0.087	0.088	0.094	0.091
					RPM	6366	4244	3581	2865	2653	1989	1592	1459	1137	995	884	796	651	637
	5		0.1D	1.5D	Vc	25	25	30	30	35	35	30	35	35	35	35	35	30	35
					fz	0.008	0.017	0.022	0.028	0.032	0.043	0.066	0.067	0.073	0.081	0.077	0.083	0.085	0.089
RPM		3979			2653	2387	1910	1857	1393	955	928	796	696	619	557	434	446		
6	0.1D	1.5D	Vc	55	55	60	65	70	65	65	70	70	70	70	65	65	65		
			fz	0.007	0.015	0.021	0.026	0.031	0.046	0.063	0.067	0.072	0.077	0.08	0.088	0.084	0.091		
			RPM	8754	5836	4775	4138	3714	2586	2069	1857	1592	1393	1238	1035	940	828		
7	0.1D	1.5D	Vc	40	40	45	45	50	50	50	55	50	50	50	50	45	50		
			fz	0.007	0.014	0.021	0.028	0.032	0.046	0.059	0.066	0.08	0.085	0.087	0.088	0.094	0.091		
			RPM	6366	4244	3581	2865	2653	1989	1592	1459	1137	995	884	796	651	637		
8	0.1D	1.5D	Vc	25	25	30	30	35	35	30	35	35	35	35	35	30	35		
			fz	0.008	0.017	0.022	0.028	0.032	0.043	0.066	0.067	0.073	0.081	0.077	0.083	0.085	0.089		
			RPM	3979	2653	2387	1910	1857	1393	955	928	796	696	619	557	434	446		
9	0.1D	1.5D	Vc	20	25	25	25	25	30	30	25	30	30	30	30	30	30		
			fz	0.006	0.013	0.019	0.024	0.031	0.04	0.056	0.064	0.067	0.075	0.075	0.08	0.081	0.087		
			RPM	3183	2653	1989	1592	1326	1194	955	663	682	597	531	477	434	382		
10	0.1D	1.5D	Vc	55	55	60	65	70	65	65	70	70	70	70	65	65	65		
			fz	0.007	0.015	0.021	0.026	0.031	0.046	0.063	0.067	0.072	0.077	0.08	0.088	0.084	0.091		
			RPM	8754	5836	4775	4138	3714	2586	2069	1857	1592	1393	1238	1035	940	828		
11.1	0.1D	1.5D	Vc	25	25	30	30	35	35	30	35	35	35	35	35	30	35		
			fz	0.008	0.017	0.022	0.028	0.032	0.043	0.066	0.067	0.073	0.081	0.077	0.083	0.085	0.089		
			RPM	3979	2653	2387	1910	1857	1393	955	928	796	696	619	557	434	446		
K	15-20	Grey cast iron Nodular cast iron Malleable cast iron	0.1D	1.5D	Vc	55	55	60	65	70	65	65	70	70	70	65	65	65	
					fz	0.007	0.015	0.021	0.026	0.031	0.046	0.063	0.067	0.072	0.077	0.08	0.088	0.084	0.091
					RPM	8754	5836	4775	4138	3714	2586	2069	1857	1592	1393	1238	1035	940	828

※ The FEED, in long & extra long types, should be reduced by around 50%



# SELECTION GUIDE



SERIES	E9940 GA940	E9A32 GAA32	E9936 GA936	E9A29 GAA29
FLUTE	2	2	2	2
HELIX ANGLE	30°	30°	30°	30°
CUTTING EDGE SHAPE	BALL NOSE	BALL NOSE	SQUARE	SQUARE
SIZE MIN	R0.5	R1.0	D1.0	D1.0
SIZE MAX	R12.5	R12.5	D25.0	D25.0
PAGE	640	641	642	643

## HSS-PM TANK-POWER END MILLS

High Toughness, for Stainless Steels, Carbon steels, Alloy Steels  
For General Application, Rough & Finish

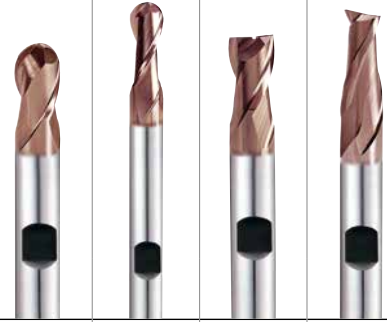


Please visit  
[globalyg1.com/mat](http://globalyg1.com/mat)  
for material search

◎ : Excellent ○ : Good

Recommended cutting conditions : P 654

SHORT LENGTH	LONG LENGTH	SHORT LENGTH	LONG LENGTH
TiAlN based	TiAlN based	TiAlN based	TiAlN based



ISO	VDI 3323	Material Description	Composition / Structure / Heat Treatment	HB	HRc					
P	1	Non-alloy steel	About 0.15% C Annealed	125		◎	◎	◎	◎	
	2		About 0.45% C Annealed	190	13	◎	◎	◎	◎	
	3		About 0.45% C Quenched & Tempered	250	25	◎	◎	◎	◎	
	4		About 0.75% C Annealed	270	28	◎	◎	◎	◎	
	5		About 0.75% C Quenched & Tempered	300	32	◎	◎	◎	◎	
	6	Low alloy steel	Annealed	180	10	◎	◎	◎	◎	
	7		Quenched & Tempered	275	29	◎	◎	◎	◎	
	8		Quenched & Tempered	300	32	◎	◎	◎	◎	
	9		Quenched & Tempered	350	38	○	○	○	○	
	10		High alloyed steel, and tool steel	Annealed	200	15	◎	◎	◎	◎
	11			Quenched & Tempered	325	35	○	○	○	○
M	12	Stainless steel	Ferritic / Martensitic Annealed	200	15	◎	◎	◎	◎	
	13		Martensitic Quenched & Tempered	240	23	◎	◎	◎	◎	
	14		Austenitic	180	10	◎	◎	◎	◎	
K	15	Grey cast iron	Pearlitic / ferritic	180	10	◎	◎	◎	◎	
	16		Pearlitic (Martensitic)	260	26	◎	◎	◎	◎	
	17	Nodular cast iron	Ferritic	160	3	◎	◎	◎	◎	
	18		Pearlitic	250	25	◎	◎	◎	◎	
	19	Malleable cast iron	Ferritic	130		◎	◎	◎	◎	
	20		Pearlitic	230	21	◎	◎	◎	◎	
N	21	Aluminum-wrought alloy	Not Curable	60						
	22		Curable Hardened	100						
	23	Aluminum-cast, alloyed	≤ 12% Si, Not Curable	75						
	24		≤ 12% Si, Curable Hardened	90						
	25		> 12% Si, Not Curable	130						
	26		Cutting Alloys, PB>1%	110			○	○	○	○
	27	Copper and Copper Alloys (Bronze / Brass)	CuZn, CuSnZn (Brass)	90		○	○	○	○	
	28		CuSn, lead-free copper and electrolytic copper	100		○	○	○	○	
	29	Non Metallic Materials	Duroplastic, Fiber Reinforced Plastic							
	30		Rubber, Wood, etc.							
S	31	Heat Resistant Super Alloys	Fe Based Annealed	200	15					
	32		Cured	280	30					
	33		Annealed	250	25					
	34		Ni or Co Based Cured	350	38					
	35		Cast	320	34					
	36	Titanium Alloys	Pure Titanium	400 Rm						
	37		Alpha + Beta Alloys Hardened	1050 Rm						
H	38	Hardened steel	Hardened	550	55					
	39		Hardened	630	60					
	40	Chilled Cast Iron	Cast	400	42					
	41	Hardened Cast Iron	Hardened	550	55					

E9942 GA942	E9A30 GAA30	E9938 GA938	E9A31 GAA31	E9941 GA941	E9A35 GAA35	E9A26 GAA26	E9A33 GAA33	E9A34 GAA34	E9E43 GAE43
3	3	4	4	Multi Flute	Multi Flute	Multi Flute	Multi Flute	Multi Flute	Multi Flute
30°	30°	30°	30°	30°	30°	45°	30°	30°	30°
SQUARE	SQUARE	SQUARE	SQUARE	ROUGHING	ROUGHING	ROUGHING	ROUGHING	ROUGHING	ROUGHING
D1.0	D1.0	D1.0	D2.0	D6.0	D6.0	D4.0	D6.0	D6.0	D10.0
D25.0	D25.0	D25.0	D25.0	D25.0	D25.0	D25.0	D25.0	D25.0	D25.0
644	645	646	647	648	649	650	651	652	653
STUB LENGTH	SHORT LENGTH	SHORT LENGTH	LONG LENGTH	SHORT LENGTH	LONG LENGTH	SHORT LENGTH	SHORT LENGTH	LONG LENGTH	WITH NECK
TiAlN based	TiAlN based	TiAlN based	TiAlN based	X-Coating	X-Coating	X-Coating	X-Coating	X-Coating	X-Coating



⊙	⊙	⊙	⊙	⊙	⊙	⊙	⊙	⊙	⊙	1
⊙	⊙	⊙	⊙	⊙	⊙	⊙	⊙	⊙	⊙	2
⊙	⊙	⊙	⊙	⊙	⊙	⊙	⊙	⊙	⊙	3
⊙	⊙	⊙	⊙	⊙	⊙	⊙	⊙	⊙	⊙	4
⊙	⊙	⊙	⊙	⊙	⊙	⊙	⊙	⊙	⊙	5
⊙	⊙	⊙	⊙	⊙	⊙	⊙	⊙	⊙	⊙	6 P
⊙	⊙	⊙	⊙	⊙	⊙	⊙	⊙	⊙	⊙	7
⊙	⊙	⊙	⊙	⊙	⊙	⊙	⊙	⊙	⊙	8
○	○	○	○	○	○	○	○	○	○	9
⊙	⊙	⊙	⊙	⊙	⊙	⊙	⊙	⊙	⊙	10
○	○	○	○	○	○	○	○	○	○	11
⊙	⊙	⊙	⊙	⊙	⊙	⊙	⊙	⊙	⊙	12
⊙	⊙	⊙	⊙	⊙	⊙	⊙	⊙	⊙	⊙	13 M
⊙	⊙	⊙	⊙	⊙	⊙	⊙	⊙	⊙	⊙	14
⊙	⊙	⊙	⊙	⊙	⊙	⊙	⊙	⊙	⊙	15
⊙	⊙	⊙	⊙	⊙	⊙	⊙	⊙	⊙	⊙	16
⊙	⊙	⊙	⊙	⊙	⊙	⊙	⊙	⊙	⊙	17 K
⊙	⊙	⊙	⊙	⊙	⊙	⊙	⊙	⊙	⊙	18
⊙	⊙	⊙	⊙	⊙	⊙	⊙	⊙	⊙	⊙	19
⊙	⊙	⊙	⊙	⊙	⊙	⊙	⊙	⊙	⊙	20
										21
										22
										23
										24
										25
○	○	○	○	○	○	○	○	○	○	26 N
○	○	○	○	○	○	○	○	○	○	27
○	○	○	○	○	○	○	○	○	○	28
										29
										30
										31
										32
										33
										34 S
										35
										36
										37
										38
										39 H
										40
										41

CBN  
END MILLS

i-Xmill  
END MILLS

i-SMART  
MODULAR  
END MILLS

X5070  
END MILLS

4G MILL  
END MILLS

X-POWER  
PRO  
END MILLS

TitaNox-  
POWER  
END MILLS

JET-POWER  
END MILLS

V7 PLUS  
END MILLS

ALU-POWER  
HPC  
END MILLS

ALU-  
POWER  
END MILLS

D-POWER  
GRAPHITE  
END MILLS

D-POWER  
CFRP  
END MILLS

ROUTERS

CRX S  
END MILLS

K-2  
END MILLS

ONLY ONE  
COATED PM60  
END MILLS

TANK-  
POWER  
END MILLS

GENERAL  
HSS  
END MILLS

MILLING  
CUTTERS

TECHNICAL  
DATA