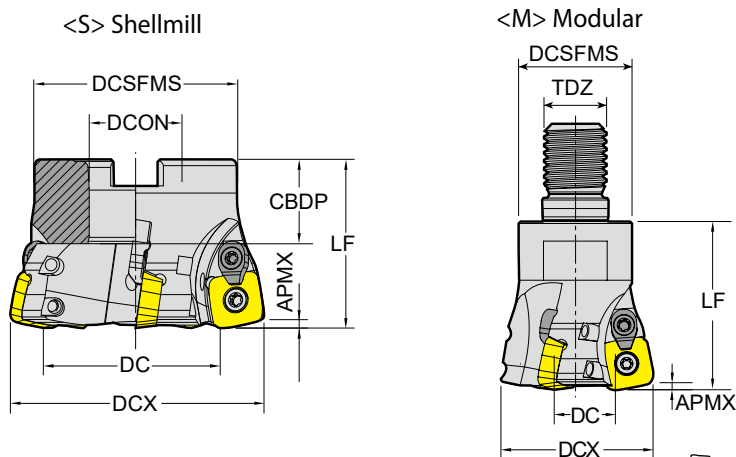


Milling - High Feed Milling - Cutter Cutters for SDMT, SDMW

Entering Angle : 10°
4 Corner Positive



CICT : Number of Inserts
CBDP : Connection Bore Depth

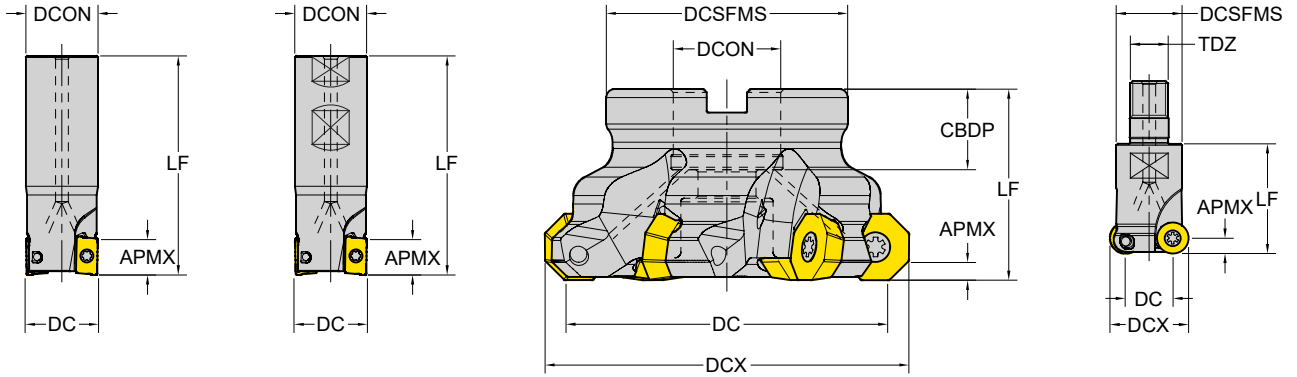
☐ : p. 163 Unit : mm

Series	APMX	Designation	EDP 1700..	DC	DCX	CICT	Lf	TYPE	DCON /TDZ	CBDP	DCSFMS	🔹
SDMT SDMW 1204	1.8	FHF - SDMW12 - D50Z4S22	0604	32.4	50	4	40	Shellmill	22	22	42	●
		FHF - SDMW12 - D63Z5S22	0605	45.4	63	5	40		22	22	48	●
		FHF - SDMW12 - D80Z6S27	0606	62.4	80	6	50		27	25	58	●
		FHF - SDMW12 - D100Z8S32	0607	82.4	100	8	50		32	26	65	●
		MHF - SDMW12 - D32Z2M16	0608	14.4	32	2	43	Modular	M16	-	29	●
		MHF - SDMW12 - D40Z3M16	0609	22.4	40	3	43		M16	-	29	●

* Clamping Torque (Nm) 3.0Nm

SDMT12	Screw	Wrench	Handle	Wedge Clamp
Description	Y4015-M4x11	Y80-T15	18000167	YACK-15
EDP	18000119	18000167	-	18000069

Code Keys - Milling Cutters



<C> Cylindrical

<W> Weldon

<S> Shellmill

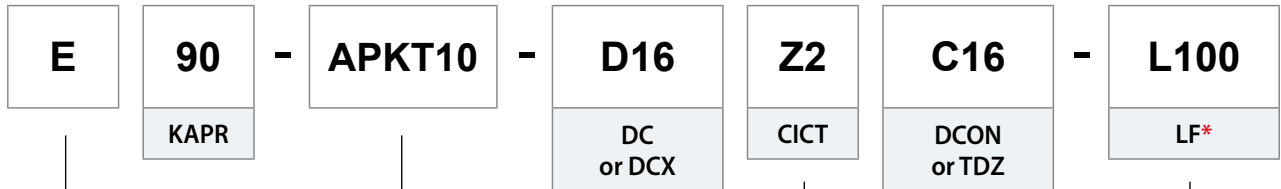
<M> Modular

Entering Cutting Angle
(90°)

Cutter Diameter
(Ø16)

Connection Type and Size

C - Cylindrical W - Weldon
S - Shellmill M - Modular
(Cylindrical Ø16)



Cutter Type
E - Endmill Type
F - Facemill Type
M - Modular Type

Insert Series
(APKT 10)


Number of Teeth
(Z=2)

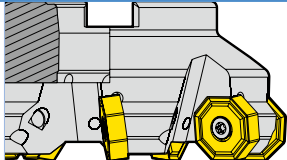
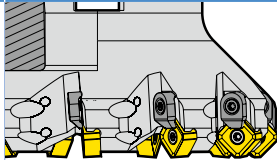
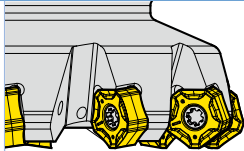
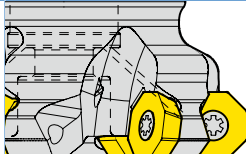
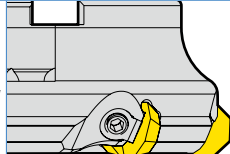
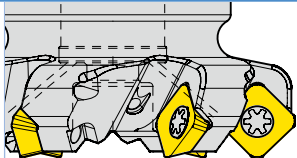


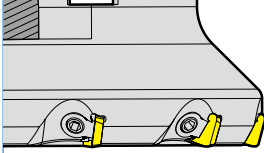
Functional Length
(100mm)

Milling Cutters Overview


Mounting Bolt : p. 197


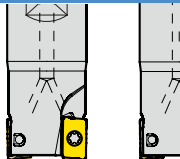
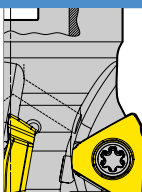



Face Milling



Negative Octagonal		Negative Square		
Cutter	 ONMU 0806	 SNMX 1206		
APMX	5.5		6	
DC	Ø63~315		Ø50~200	
page	185		192	
Negative 10 Corner		Positive Octagonal		
Cutter	 PNMU 1206	 ODMT/ODMW 0605	 OFER 0704	
APMX	4	3.5	5	
DC	Ø50~125	Ø63~125	Ø63~160	
page	186	184	184	
Positive Square			ISO	
Cutter	 SEKT 1204	 SEKT 12T3	 SEGT 1204	 SPKN/SPKR/SPCN 1203
APMX	6	6	6	8
DC	Ø40~160	Ø50~160	Ø50~160	Ø50~200
page	190	190	190	191

Shoulder Milling



2 Corner Positive		ISO		
Cutter	 APKT 1003	 APKT 1604		
APMX	9	14		
DC	Ø16~100	Ø25~200		
page	178-179	180-181		
3 Corner Positive		ISO		
Cutter	 TPKT 1104	 TPKT 1605	 TPKN/TPKR/TPCN 1603	 TPKN/TPKR/TPCN 2204
APMX	7.0	11.0	12	18
DC	20~63	32~200	Ø50~125	Ø63~315
page	194	195	193	193

TURNING

PARTING & GROOVING

MILLING

DRILLING


TECHNICAL INFORMATION

Click/Touch each page number and move to the very page!

Milling Cutters Overview


Mounting Bolt : p. 197

Shoulder Milling




6 Corner Negative	
Cutter	
APMX	7
DC	Ø32~125
page	196

Profiling



Round Positive	
Cutter	
APMX	0802: 4, 10T3: 5, 1204: 6
DCX	Ø16~25, Ø20~63, Ø25~100
page	187, 187, 188

High Feed Milling



	Negative 4 Corner			Positive 4 Corner	
Cutter		ENMX 0604	ENMX 0604	ENMX 0905	
APMX	0.9	1	1.5	1.8	
DCX	Ø16~18	Ø20~50	Ø25~125	Ø32~100	
page	182	182	183	189	

Modular Shank

Modular Shank for Modular Head	
Cutter	M08 ~ M16
page	197