MILLING CUTTERS

E2678 SERIES

HSSCo8, MULTI FLUTE ROUGHING SHELL END MILL - FINE

HSSCo8, MULTI SCHNEIDEN WALZENSTIRN-SCHRUPPFRÄSER - FEINES
Fraise HSSCo8, multi-dents trou lisse, ébauche, pas fin
FRESA CILINDRICA FRONTALE MULTI TAGLIENTE, PER SGROSSATURA

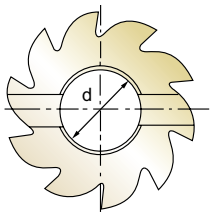

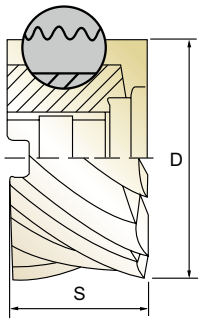

HSS Co8 | DIN 841 | HR | 6-12 | 30° | UNCOATED

p.C733

Unit : mm

EDP No.	Mill Diameter D	Width of Face S	Internal Diameter d	No. of Teeth Z
E2678401	40.0	40	● 16	6
E2678501	50.0	50	22	8
E2678600	60.0	30	27	8
E2678601	60.0	60	27	8
E2678750	75.0	35	27	10
E2678751	75.0	75	27	10
E2678900	90.0	35	27	10
E2678902	110.0	35	32	12

● Tolerance of Internal Diameter = +0.018 ~ 0
▶ TiN-COATING, TiCN-COATING & TiAlN-COATING is available on your request.

HSS Co8 | DIN 1880 | HR | 6-12 | 30° | UNCOATED

p.C733

Unit : mm

EDP No.	Mill Diameter D	Width of Face S	Internal Diameter d	No. of Teeth Z
E2678400	40.0	32	● 16	6
E2678500	50.0	36	22	8
E2678630	63.0	40	27	8
E2678800	80.0	45	27	10
E2678901	100.0	50	32	10
E2678903	125.0	56	40	12
E2678904	160.0	63	50	12

● Tolerance of Internal Diameter = +0.018 ~ 0
▶ TiN-COATING, TiCN-COATING & TiAlN-COATING is available on your request.

Mill Dia. Tolerance(mm)	Width of Face Tolerance(mm)	Internal Dia. Tolerance(mm)
+ 0.25 - 0.15	+ 0.5 - 0	+ 0.02 - 0

◎ : Excellent ○ : Good

ISO	P											M			K					
Material Description	Non-alloy steel					Low alloy steel				High alloyed steel, and tool steel		Stainless steel			Grey cast iron		Nodular cast iron		Malleable cast iron	
VDI 3323	1	2	3	4	5	6	7	8	9	10	11	12	13	14	15	16	17	18	19	20
HRc		13	25	28	32	10	29	32	38	15	35	15	23	10	10	26	3	25		21
HB	125	190	250	270	300	180	275	300	350	200	325	200	240	180	180	260	160	250	130	230
Recommended	◎	◎	◎	◎	○	◎	◎	○	○	◎	○									

ISO	N										S							H			
Material Description	Aluminum-wrought alloy		Aluminum-cast, alloyed			Copper and Copper Alloys (Bronze / Brass)			Non Metallic Materials		Heat Resistant Super Alloys					Titanium Alloys		Hardened steel		Chilled Cast Iron	Hardened Cast Iron
VDI 3323	21	22	23	24	25	26	27	28	29	30	31	32	33	34	35	36	37	38	39	40	41
HRc											15	30	25	38	34			55	60	42	55
HB	60	100	75	90	130	110	90	100			200	280	250	350	320	400 Rm	1050 Rm	550	630	400	550
Recommended	○	○	○	○	○																

phone:+82-32-526-0909, www.yg1.kr, E-mail:yg1@yg1.kr
YG-1 CO., LTD.

SELECTION GUIDE

YG MILLING TOOLS

HSS MILLING CUTTERS

General Works. Available Dovetail, Woodruff Keyseat, T-slot, Side Milling Cutters and HSS (8% cobalt) Corner Rounding, Shell End Mills

Please visit globalyg1.com/mat for material search

◎ : Excellent ○ : Good

Recommended cutting conditions : p. C726

SERIES	ML012, ML022 ML112, ML122	ML032, ML042 ML132, ML142	ML062 ML162
	DOVETAIL CUTTERS	DOVETAIL CUTTERS	WOODRUFF KEYSEAT CUTTERS
FLUTE	-	-	-
HELIX ANGLE	0°	0°	10°-20°
SIZE MIN	D16.0	D16.0	D10.5
SIZE MAX	D50.0	D38.0	D45.5
PAGE	C706	C707	C708
	Type A, C, E	Type B, D, F	Type B, D, F
	Uncoated	Uncoated	Uncoated
	HSS-E	HSS-E	HSS-E

ISO	VDI 3323	Material Description	Composition / Structure / Heat Treatment		HB	HRc			
P	1	Non-alloy steel	About 0.15% C	Annealed	125		◎	◎	◎
	2		About 0.45% C	Annealed	190	13	◎	◎	◎
	3		About 0.45% C	Quenched & Tempered	250	25	◎	◎	◎
	4		About 0.75% C	Annealed	270	28	◎	◎	◎
	5		About 0.75% C	Quenched & Tempered	300	32	◎	◎	◎
	6	Low alloy steel		Annealed	180	10	◎	◎	◎
	7			Quenched & Tempered	275	29	◎	◎	◎
	8			Quenched & Tempered	300	32	◎	◎	◎
	9			Quenched & Tempered	350	38	○	○	○
	10	High alloyed steel, and tool steel		Annealed	200	15	◎	◎	◎
	11			Quenched & Tempered	325	35	○	○	○
M	12	Stainless steel	Ferritic / Martensitic	Annealed	200	15			
	13		Martensitic	Quenched & Tempered	240	23			
	14		Austenitic		180	10			
K	15	Grey cast iron	Pearlitic / ferritic		180	10			
	16		Pearlitic (Martensitic)		260	26			
	17	Nodular cast iron	Ferritic		160	3			
	18		Pearlitic		250	25			
	19	Malleable cast iron	Ferritic		130				
	20		Pearlitic		230	21			
N	21	Aluminum-wrought alloy	Not Curable		60		○	○	○
	22		Curable	Hardened	100		○	○	○
	23	Aluminum-cast, alloyed	≤ 12% Si, Not Curable		75		○	○	○
	24		≤ 12% Si, Curable	Hardened	90		○	○	○
	25		> 12% Si, Not Curable		130		○	○	○
	26	Copper and Copper Alloys (Bronze / Brass)	Cutting Alloys, PB>1%		110				
	27		CuZn, CuSnZn (Brass)		90				
	28		CuSn, lead-free copper and electrolytic copper		100				
	29	Non Metallic Materials	Duroplastic, Fiber Reinforced Plastic						
	30		Rubber, Wood, etc.						
S	31	Heat Resistant Super Alloys	Fe Based	Annealed	200	15			
	32			Cured	280	30			
	33		Ni or Co Based	Annealed	250	25			
	34			Cured	350	38			
	35			Cast	320	34			
	36	Titanium Alloys	Pure Titanium		400 Rm				
	37		Alpha + Beta Alloys	Hardened	1050 Rm				
H	38	Hardened steel		Hardened	550	55			
	39			Hardened	630	60			
	40	Chilled Cast Iron		Cast	400	42			
	41	Hardened Cast Iron		Hardened	550	55			

ML072 ML172	ML092	ML102	E2675	E2676	E2677	E2678	E2679	E2498	
T-SLOT CUTTERS	SIDE AND FACE MILLING CUTTERS	SIDE AND FACE MILLING CUTTERS	SHELL END MILL	SHELL END MILL	ROUGHING SHELL END MILL	ROUGHING SHELL END MILL	ROUGHING & FINISHING SHELL END MILL	CORNER ROUNDING CUTTERS	
-	-	-	Multi Flute	Multi Flute	Multi Flute	Multi Flute	Multi Flute	4	
10°-20°	10°	-	30°	42°	30°	30°	30°	0°	
D12.5	D50.0	D50.0	D30.0	D30.0	D40.0	D40.0	D40.0	D8.0	
D40.0	D125.0	D200.0	D160.0	D100.0	D160.0	D160.0	D160.0	D56.0	
C709	C711	C713	C719	C720	C721	C722	C723	C724	
Type AA, AB, AD	with STRAIGHT TEETH	with STAGGERED TEETH	-	for ALUMINUM	-	-	-	-	
Uncoated	Uncoated	Uncoated	Uncoated	Uncoated	Uncoated	Uncoated	Uncoated	Uncoated	
HSS-E	HSS-E	HSS-E	HSS Co8	HSS Co8	HSS Co8	HSS Co8	HSS Co8	HSS Co8	
◎	◎	◎	◎	○	◎	◎	◎	◎	1
◎	◎	◎	◎	○	◎	◎	◎	◎	2
◎	◎	◎	◎	○	◎	◎	◎	◎	3
◎	◎	◎	◎	○	◎	◎	◎	◎	4
◎	◎	◎	◎		○	○	○	○	5
◎	◎	◎	◎	○	◎	◎	◎	◎	6
◎	◎	◎	◎	○	◎	◎	◎	◎	7
◎	◎	◎	◎		○	○	○	○	8
	○	○	○		○	○	○	○	9
◎	◎	◎	◎	○	◎	◎	◎	◎	10
	○	○	○		○	○	○	○	11
									12
									13
									14
									15
									16
									17
									18
									19
									20
○	○	○		◎	○	○	○	○	21
○	○	○		◎	○	○	○	○	22
○	○	○		◎	○	○	○	○	23
○	○	○		◎	○	○	○	○	24
○	○	○		◎	○	○	○	○	25
									26
									27
									28
									29
									30
									31
									32
									33
									34
									35
									36
									37
									38
									39
									40
									41

P M K N S H

E2677, E2678 SERIES — MULTI FLUTE ROUGHING SHELL END MILL

Vc = m/min.
fz = mm/tooth
RPM = rev./min.
FEED = mm/min.

ISO	VDI 3323	Material Description	Ae	Ap	Parameter	Diameter (Ø) 40.0	50.0	63.0	80.0	100.0	125.0	160.0
P	1-2	Non-alloy steel	0.75D	0.25D	Vc	30	30	30	30	30	30	30
					fz	0.069	0.078	0.092	0.1	0.115	0.12	0.153
					RPM	239	191	152	119	95	76	60
					FEED	99	119	112	119	110	110	110
	3-4		0.75D	0.25D	Vc	25	25	25	25	25	25	30
					fz	0.071	0.077	0.091	0.1	0.119	0.113	0.139
					RPM	199	159	126	99	80	64	60
					FEED	85	98	92	99	95	86	100
	5		0.75D	0.25D	Vc	20	20	20	20	20	20	20
					fz	0.071	0.078	0.09	0.094	0.117	0.108	0.135
					RPM	159	127	101	80	64	51	40
					FEED	68	79	73	75	74	66	64
	6	Low alloy steel	0.75D	0.25D	Vc	30	30	30	30	30	30	30
					fz	0.069	0.078	0.092	0.1	0.115	0.12	0.153
					RPM	239	191	152	119	95	76	60
					FEED	99	119	112	119	110	110	110
	7		0.75D	0.25D	Vc	25	25	25	25	25	25	30
					fz	0.071	0.077	0.091	0.1	0.119	0.113	0.139
					RPM	199	159	126	99	80	64	60
					FEED	85	98	92	99	95	86	100
	8		0.75D	0.25D	Vc	20	20	20	20	20	20	20
					fz	0.071	0.078	0.09	0.094	0.117	0.108	0.135
					RPM	159	127	101	80	64	51	40
					FEED	68	79	73	75	74	66	64
	9		0.75D	0.25D	Vc	10	10	10	10	10	10	10
					fz	0.073	0.08	0.1	0.1	0.117	0.146	0.146
					RPM	80	64	51	40	32	25	20
					FEED	35	41	40	40	37	45	35
	10	High alloyed steel, and tool steel	0.75D	0.25D	Vc	30	30	30	30	30	30	30
					fz	0.069	0.078	0.092	0.1	0.115	0.12	0.153
					RPM	239	191	152	119	95	76	60
					FEED	99	119	112	119	110	110	110
	11.1		0.75D	0.25D	Vc	20	20	20	20	20	20	20
					fz	0.071	0.078	0.09	0.094	0.117	0.108	0.135
					RPM	159	127	101	80	64	51	40
					FEED	68	79	73	75	74	66	64

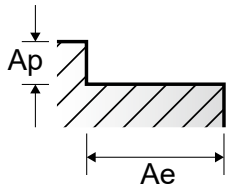

E2679 SERIES — MULTI FLUTE ROUGHING & FINISHING SHELL END MILL

ISO	VDI 3323	Material Description	Ae	Ap	Parameter	Diameter (Ø) 40.0	50.0	63.0	80.0	100.0	125.0	160.0
P	1-2	Non-alloy steel	0.75D	0.25D	Vc	30	30	30	30	30	30	30
					fz	0.069	0.078	0.092	0.1	0.115	0.12	0.153
					RPM	239	191	152	119	95	76	60
					FEED	99	119	112	119	110	110	110
	3-4		0.75D	0.25D	Vc	25	25	25	25	25	25	30
					fz	0.071	0.077	0.091	0.1	0.119	0.113	0.139
					RPM	199	159	126	99	80	64	60
					FEED	85	98	92	99	95	86	100
	5		0.75D	0.25D	Vc	20	20	20	20	20	20	20
					fz	0.071	0.078	0.09	0.094	0.117	0.108	0.135
					RPM	159	127	101	80	64	51	40
					FEED	68	79	73	75	74	66	64
	6	Low alloy steel	0.75D	0.25D	Vc	30	30	30	30	30	30	30
					fz	0.069	0.078	0.092	0.1	0.115	0.12	0.153
					RPM	239	191	152	119	95	76	60
					FEED	99	119	112	119	110	110	110
	7		0.75D	0.25D	Vc	25	25	25	25	25	25	30
					fz	0.071	0.077	0.091	0.1	0.119	0.113	0.139
					RPM	199	159	126	99	80	64	60
					FEED	85	98	92	99	95	86	100
	8		0.75D	0.25D	Vc	20	20	20	20	20	20	20
					fz	0.071	0.078	0.09	0.094	0.117	0.108	0.135
					RPM	159	127	101	80	64	51	40
					FEED	68	79	73	75	74	66	64
	9		0.75D	0.25D	Vc	10	10	10	10	10	10	10
					fz	0.073	0.08	0.1	0.1	0.117	0.146	0.146
					RPM	80	64	51	40	32	25	20
					FEED	35	41	40	40	37	45	35
	10	High alloyed steel, and tool steel	0.75D	0.25D	Vc	30	30	30	30	30	30	30
					fz	0.069	0.078	0.092	0.1	0.115	0.12	0.153
					RPM	239	191	152	119	95	76	60
					FEED	99	119	112	119	110	110	110
	11.1		0.75D	0.25D	Vc	20	20	20	20	20	20	20
					fz	0.071	0.078	0.09	0.094	0.117	0.108	0.135
					RPM	159	127	101	80	64	51	40
					FEED	68	79	73	75	74	66	64