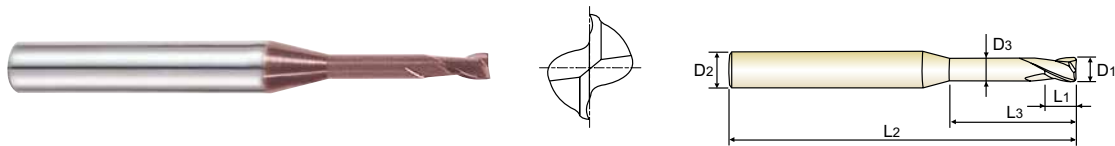


**CARBIDE, 2 FLUTE RIB PROCESSING**

- **VOLLHARTMETALL, 2 SCHNEIDEN SCHMALE RIPPEN**
- **Fraise carbure, 2 dents pour usinage de rainure**
- **2 TAGLIENTI, SCARICATA PER NERVATURE**

- ▶ Suitable for dry milling applications at high temperatures.
- ▶ Excellent high-performance end mills.
- ▶ 2 flute design for slotting.

- ▶ Für die Trockenbearbeitung.
- ▶ Hervorragendes Preis - Leistungsverhältnis.
- ▶ 2 Schneiden zum Nutenfräsen.



Unit : mm

EDP No.	Mill Diameter	Shank Diameter	Length of Cut	Length Below Shank	Overall Length	Neck Diameter
	D1	D2	L1	L3	D3	D3
G9B80004	0.4	4	0.7	2	50	0.37
G9B80901	0.4	4	0.7	4	50	0.37
G9B80005	0.5	4	0.75	2	50	0.45
G9B80902	0.5	4	0.75	4	50	0.45
G9B80903	0.5	4	0.75	6	50	0.45
G9B80006	0.6	4	0.9	2	50	0.55
G9B80904	0.6	4	0.9	4	50	0.55
G9B80905	0.6	4	0.9	6	50	0.55
G9B80007	0.7	4	1.1	4	50	0.65
G9B80906	0.7	4	1.1	6	50	0.65
G9B80008	0.8	4	1.2	4	50	0.75
G9B80907	0.8	4	1.2	6	50	0.75
G9B80908	0.8	4	1.2	8	50	0.75
G9B80009	0.9	4	1.4	6	50	0.85
G9B80909	0.9	4	1.4	8	50	0.85
G9B80910	0.9	4	1.4	10	50	0.85
G9B80010	1.0	4	1.5	6	50	0.95
G9B80911	1.0	4	1.5	8	50	0.95
G9B80912	1.0	4	1.5	10	50	0.95
G9B80913	1.0	4	1.5	12	50	0.95
G9B80012	1.2	4	1.8	6	50	1.15
G9B80914	1.2	4	1.8	8	50	1.15
G9B80915	1.2	4	1.8	10	50	1.15
G9B80916	1.2	4	1.8	12	50	1.15

▶ NEXT PAGE

Mill Dia. Tolerance(mm)	Shank Dia. Tolerance
0 ~ - 0.03	h5

◎ : Excellent ○ : Good

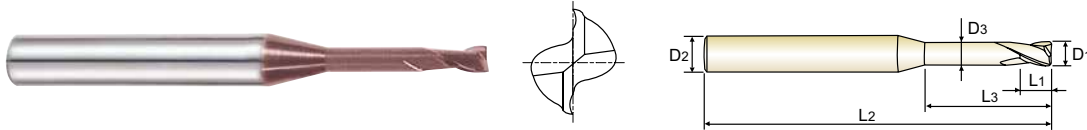
ISO Material Description	P										M				K						
	Non-alloy steel					Low alloy steel					High alloyed steel, and tool steel				Stainless steel		Grey cast iron		Nodular cast iron		Malleable cast iron
VDI 3323	1	2	3	4	5	6	7	8	9	10	11	12	13	14	15	16	17	18	19	20	
HRc		13	25	28	32	10	29	32	38	15	35	15	23	10	10	26	3	25		21	
HB	125	190	250	270	300	180	275	300	350	200	325	200	240	180	180	260	160	250	130	230	
Recommend	◎	◎	◎	◎	◎	◎	◎	◎	◎	◎	◎	○	○	○	○	○	○	○	○	○	
ISO Material Description	N										S							H			
	Aluminum-wrought alloy		Aluminum-cast, alloyed			Copper and Copper Alloys (Bronze / Brass)			Non Metallic Materials		Heat Resistant Super Alloys							Titanium Alloys		Hardened steel	Chilled Cast Iron
VDI 3323	21	22	23	24	25	26	27	28	29	30	31	32	33	34	35	36	37	38	39	40	41
HRc											15	30	25	38	34			55	60	42	55
HB	60	100	75	90	130	110	90	100			200	280	250	350	320	400 Rm	1050 Rm	550	630	400	550
Recommend	○	○	○	○	○	○	○	○													

## CARBIDE, 2 FLUTE RIB PROCESSING

- VOLLHARTMETALL, 2 SCHNEIDEN SCHMALE RIPPEN
- Fraise carbure, 2 dents pour usinage de rainure
- 2 TAGLIANTI, SCARICATA PER NERVATURE

- ▶ Suitable for dry milling applications at high temperatures.
- ▶ Excellent high-performance end mills.
- ▶ 2 flute design for slotting.

- ▶ Für die Trockenbearbeitung.
- ▶ Hervorragendes Preis - Leistungsverhältnis.
- ▶ 2 Schneiden zum Nutenfräsen.



Unit : mm

EDP No.	Mill Diameter	Shank Diameter	Length of Cut	Length Below Shank	Overall Length	Neck Diameter
	D1	D2	L1	L3	D3	D3
G9B80015	1.5	4	2.3	6	50	1.45
G9B80917	1.5	4	2.3	8	50	1.45
G9B80918	1.5	4	2.3	10	50	1.45
G9B80919	1.5	4	2.3	12	50	1.45
G9B80920	1.5	4	2.3	14	50	1.45
G9B80921	1.5	4	2.3	16	50	1.45
G9B80922	1.5	4	2.3	18	50	1.45
G9B80923	1.5	4	2.3	20	50	1.45
G9B80020	2.0	4	3	6	50	1.95
G9B80924	2.0	4	3	8	50	1.95
G9B80925	2.0	4	3	10	50	1.95
G9B80926	2.0	4	3	12	50	1.95
G9B80927	2.0	4	3	14	50	1.95
G9B80928	2.0	4	3	16	50	1.95
G9B80929	2.0	4	3	18	50	1.95
G9B80930	2.0	4	3	20	50	1.95
G9B80025	2.5	4	3.7	8	50	2.40
G9B80931	2.5	4	3.7	12	50	2.40
G9B80932	2.5	4	3.7	16	50	2.40
G9B80933	2.5	4	3.7	20	50	2.40

▶ NEXT PAGE

Mill Dia. Tolerance(mm)	Shank Dia. Tolerance
0 ~ -0.03	h5

◎ : Excellent ○ : Good

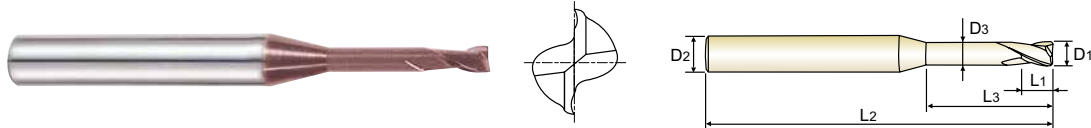
ISO Material Description	P										M				K						
	Non-alloy steel					Low alloy steel					High alloyed steel, and tool steel				Stainless steel		Grey cast iron		Nodular cast iron		Malleable cast iron
VDI 3323	1	2	3	4	5	6	7	8	9	10	11	12	13	14	15	16	17	18	19	20	
HRC	13	25	28	32	10	29	32	38	15	35	15	23	10	10	26	3	25	130	230		
HB	125	190	250	270	300	180	275	300	350	200	325	200	240	180	180	260	160	250	130	230	
Recommend	◎	◎	◎	◎	◎	◎	◎	◎	◎	◎	◎	○	○	○	○	○	○	○	○	○	
ISO Material Description	N										S						H				
	Aluminum-wrought alloy		Aluminum-cast, alloyed			Copper and Copper Alloys (Bronze / Brass)			Non Metallic Materials		Heat Resistant Super Alloys						Titanium Alloys		Hardened steel	Chilled Cast Iron	Hardened Cast Iron
VDI 3323	21	22	23	24	25	26	27	28	29	30	31	32	33	34	35	36	37	38	39	40	41
HRC	60	100	75	90	130	110	90	100			15	30	25	38	34	55	60	42	55		
HB	60	100	75	90	130	110	90	100			200	280	250	350	320	400 Rm	1050 Rm	550	630	400	550
Recommend	○	○	○	○	○	○	○	○	○	○	○	○	○	○	○	○	○	○	○	○	○

**CARBIDE, 2 FLUTE RIB PROCESSING**

- **VOLLHARTMETALL, 2 SCHNEIDEN SCHMALE RIPPEN**
- **Fraise carbure, 2 dents pour usinage de rainure**
- **2 TAGLIENTI, SCARICATA PER NERVATURE**

- ▶ Suitable for dry milling applications at high temperatures.
- ▶ Excellent high-performance end mills.
- ▶ 2 flute design for slotting.

- ▶ Für die Trockenbearbeitung.
- ▶ Hervorragendes Preis - Leistungsverhältnis.
- ▶ 2 Schneiden zum Nutenfräsen.



Unit : mm

EDP No.	Mill Diameter	Shank Diameter	Length of Cut	Length Below Shank	Overall Length	Neck Diameter
	D1	D2	L1	L3	D3	D3
G9B80030	3.0	6	4.5	8	50	2.85
G9B80934	3.0	6	4.5	12	50	2.85
G9B80935	3.0	6	4.5	16	60	2.85
G9B80936	3.0	6	4.5	20	60	2.85
G9B80937	3.0	6	4.5	25	75	2.85
G9B80040	4.0	6	6	12	50	3.85
G9B80938	4.0	6	6	16	60	3.85
G9B80939	4.0	6	6	20	75	3.85
G9B80940	4.0	6	6	25	75	3.85
G9B80941	4.0	6	6	30	75	3.85
G9B80942	4.0	6	6	35	75	3.85

Mill Dia. Tolerance(mm)	Shank Dia. Tolerance
0 ~ -0.03	h5

**K-2**  
**END MILLS**

◎ : Excellent ○ : Good

ISO Material Description	P											M			K						
	Non-alloy steel					Low alloy steel				High alloyed steel, and tool steel		Stainless steel			Grey cast iron		Nodular cast iron		Malleable cast iron		
VDI 3323	1	2	3	4	5	6	7	8	9	10	11	12	13	14	15	16	17	18	19	20	
HRc	13	25	28	32	10	29	32	38	15	35	15	23	10	10	26	3	25		21		
HB	125	190	250	270	300	180	275	300	350	200	325	200	240	180	180	260	160	250	130	230	
Recommend	◎	◎	◎	◎	◎	◎	◎	◎	◎	◎	◎	○	○	○	○	○	○	○	○	○	
ISO Material Description	N										S					H					
	Aluminum-wrought alloy		Aluminum-cast, alloyed			Copper and Copper Alloys (Bronze / Brass)			Non Metallic Materials		Heat Resistant Super Alloys					Titanium Alloys		Hardened steel	Chilled Cast Iron	Hardened Cast Iron	
VDI 3323	21	22	23	24	25	26	27	28	29	30	31	32	33	34	35	36	37	38	39	40	41
HRc											15	30	25	38	34			55	60	42	55
HB	60	100	75	90	130	110	90	100			200	280	250	350	320	400 Rm	1050 Rm	550	630	400	550
Recommend	○	○	○	○	○	○	○	○													

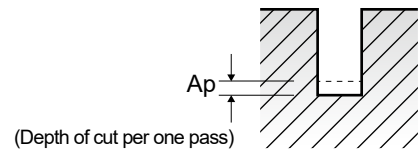
**G9B80** SERIES **2 FLUTE - SLOTTING**

Vc = m/min.  
fz = mm/tooth  
RPM = rev./min.  
FEED = mm/min.  
Ap = mm

ISO	VDI 3323	Material Description	Parameter	Mill Diameter (Ø)						
				0.4	0.5	0.6	0.7	0.8	0.9	1.0
P	1-4	Non-alloy steel	Vc	33~43	42~53	50~64	58~75	58~75	61~76	60~75
			fz	0.003~0.005	0.003~0.005	0.004~0.007	0.004~0.007	0.005~0.009	0.006~0.011	0.006~0.014
	RPM		26500~34000	26500~34000	26500~34000	26500~34000	23000~30000	21500~27000	19000~24000	
	FEED		170~370	170~370	210~485	210~485	240~535	240~610	240~690	
	Ap		0.007~0.018	0.009~0.022	0.011~0.026	0.012~0.031	0.014~0.035	0.030~0.060	0.045~0.090	
	Vc		24~30	30~38	36~45	42~53	41~53	42~54	42~53	
	5	Low alloy steel	fz	0.002~0.006	0.002~0.006	0.003~0.008	0.003~0.008	0.003~0.010	0.005~0.012	0.006~0.015
			RPM	19000~24000	19000~24000	19000~24000	19000~24000	16500~21000	15000~19000	13500~17000
	FEED		72~290	72~290	95~365	95~365	100~410	135~460	160~510	
	Ap		0.007~0.018	0.009~0.022	0.011~0.026	0.012~0.031	0.014~0.035	0.030~0.060	0.045~0.090	
	Vc		33~43	42~53	50~64	58~75	58~75	61~76	60~75	
	fz		0.003~0.005	0.003~0.005	0.004~0.007	0.004~0.007	0.005~0.009	0.006~0.011	0.006~0.014	
6-7	High alloyed steel, and tool steel	RPM	26500~34000	26500~34000	26500~34000	26500~34000	23000~30000	21500~27000	19000~24000	
		FEED	170~370	170~370	210~485	210~485	240~535	240~610	240~690	
Ap		0.007~0.018	0.009~0.022	0.011~0.026	0.012~0.031	0.014~0.035	0.030~0.060	0.045~0.090		
Vc		24~30	30~38	36~45	42~53	41~53	42~54	42~53		
fz		0.002~0.006	0.002~0.006	0.003~0.008	0.003~0.008	0.003~0.010	0.005~0.012	0.006~0.015		
RPM		19000~24000	19000~24000	19000~24000	19000~24000	16500~21000	15000~19000	13500~17000		
8-9	High alloyed steel, and tool steel	FEED	72~290	72~290	95~365	95~365	100~410	135~460	160~510	
		Ap	0.007~0.018	0.009~0.022	0.011~0.026	0.012~0.031	0.014~0.035	0.030~0.060	0.045~0.090	
Vc		33~43	42~53	50~64	58~75	58~75	61~76	60~75		
fz		0.003~0.005	0.003~0.005	0.004~0.007	0.004~0.007	0.005~0.009	0.006~0.011	0.006~0.014		
RPM		26500~34000	26500~34000	26500~34000	26500~34000	23000~30000	21500~27000	19000~24000		
FEED		170~370	170~370	210~485	210~485	240~535	240~610	240~690		
10	High alloyed steel, and tool steel	Ap	0.007~0.018	0.009~0.022	0.011~0.026	0.012~0.031	0.014~0.035	0.030~0.060	0.045~0.090	
		Vc	24~30	30~38	36~45	42~53	41~53	42~54	42~53	
fz		0.002~0.006	0.002~0.006	0.003~0.008	0.003~0.008	0.003~0.010	0.005~0.012	0.006~0.015		
RPM		19000~24000	19000~24000	19000~24000	19000~24000	16500~21000	15000~19000	13500~17000		
FEED		72~290	72~290	95~365	95~365	100~410	135~460	160~510		
Ap		0.007~0.018	0.009~0.022	0.011~0.026	0.012~0.031	0.014~0.035	0.030~0.060	0.045~0.090		
11.1 - 11.2	High alloyed steel, and tool steel	Vc	33~43	42~53	50~64	58~75	58~75	61~76	60~75	
		fz	0.003~0.005	0.003~0.005	0.004~0.007	0.004~0.007	0.005~0.009	0.006~0.011	0.006~0.014	
RPM		26500~34000	26500~34000	26500~34000	26500~34000	23000~30000	21500~27000	19000~24000		
FEED		170~370	170~370	210~485	210~485	240~535	240~610	240~690		
Ap		0.007~0.018	0.009~0.022	0.011~0.026	0.012~0.031	0.014~0.035	0.030~0.060	0.045~0.090		
Vc		24~30	30~38	36~45	42~53	41~53	42~54	42~53		

※ The FEED, in long & extra long types, should be reduced by around 50%

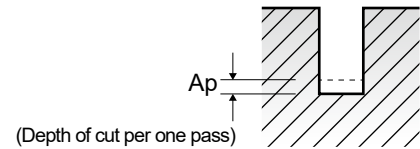
▶ NEXT PAGE



**G9B80 SERIES**    **2 FLUTE - SLOTTING**

Vc = m/min.  
fz = mm/tooth  
RPM = rev./min.  
FEED = mm/min.  
Ap = mm

VDI 3323	Parameter	Mill Diameter (Ø)								
		1.2	1.4	1.5	1.6	1.8	2.0	2.5	3.0	4.0
1-4	Vc	58~72	60~75	59~73	60~75	62~79	63~79	63~79	64~80	64~82
	fz	0.008~0.020	0.009~0.023	0.010~0.025	0.010~0.026	0.011~0.027	0.012~0.031	0.015~0.038	0.018~0.045	0.024~0.059
	RPM	15500~19000	13600~17000	12500~15500	12000~15000	11000~14000	10000~12500	8000~10000	6800~8500	5100~6500
	FEED	240~765	240~765	240~765	240~765	240~765	240~765	240~765	240~765	240~765
5	Ap	0.055~0.100	0.062~0.125	0.070~0.135	0.075~0.145	0.080~0.160	0.090~0.180	0.112~0.235	0.135~0.270	0.180~0.360
	Vc	41~53	43~53	42~54	44~55	44~55	44~56	45~57	44~57	44~57
	fz	0.007~0.018	0.008~0.021	0.009~0.022	0.009~0.023	0.010~0.026	0.011~0.028	0.014~0.035	0.017~0.043	0.023~0.057
	RPM	11000~14000	9800~12000	8950~11500	8700~10900	7800~9800	7000~8950	5700~7200	4700~6000	3500~4500
6-7	FEED	160~510	160~510	160~510	160~510	160~510	160~510	160~510	160~510	160~510
	Ap	0.055~0.100	0.062~0.125	0.070~0.135	0.075~0.145	0.080~0.160	0.090~0.180	0.112~0.235	0.135~0.270	0.180~0.360
	Vc	58~72	60~75	59~73	60~75	62~79	63~79	63~79	64~80	64~82
	fz	0.008~0.020	0.009~0.023	0.010~0.025	0.010~0.026	0.011~0.027	0.012~0.031	0.015~0.038	0.018~0.045	0.024~0.059
8-9	RPM	15500~19000	13600~17000	12500~15500	12000~15000	11000~14000	10000~12500	8000~10000	6800~8500	5100~6500
	FEED	240~765	240~765	240~765	240~765	240~765	240~765	240~765	240~765	240~765
	Ap	0.055~0.100	0.062~0.125	0.070~0.135	0.075~0.145	0.080~0.160	0.090~0.180	0.112~0.235	0.135~0.270	0.180~0.360
	Vc	41~53	43~53	42~54	44~55	44~55	44~56	45~57	44~57	44~57
10	fz	0.007~0.018	0.008~0.021	0.009~0.022	0.009~0.023	0.010~0.026	0.011~0.028	0.014~0.035	0.017~0.043	0.023~0.057
	RPM	11000~14000	9800~12000	8950~11500	8700~10900	7800~9800	7000~8950	5700~7200	4700~6000	3500~4500
	FEED	160~510	160~510	160~510	160~510	160~510	160~510	160~510	160~510	160~510
	Ap	0.055~0.100	0.062~0.125	0.070~0.135	0.075~0.145	0.080~0.160	0.090~0.180	0.112~0.235	0.135~0.270	0.180~0.360
11.1 - 11.2	Vc	58~72	60~75	59~73	60~75	62~79	63~79	63~79	64~80	64~82
	fz	0.008~0.020	0.009~0.023	0.010~0.025	0.010~0.026	0.011~0.027	0.012~0.031	0.015~0.038	0.018~0.045	0.024~0.059
	RPM	15500~19000	13600~17000	12500~15500	12000~15000	11000~14000	10000~12500	8000~10000	6800~8500	5100~6500
	FEED	240~765	240~765	240~765	240~765	240~765	240~765	240~765	240~765	240~765
11.2	Ap	0.055~0.100	0.062~0.125	0.070~0.135	0.075~0.145	0.080~0.160	0.090~0.180	0.112~0.235	0.135~0.270	0.180~0.360
	Vc	41~53	43~53	42~54	44~55	44~55	44~56	45~57	44~57	44~57
	fz	0.007~0.018	0.008~0.021	0.009~0.022	0.009~0.023	0.010~0.026	0.011~0.028	0.014~0.035	0.017~0.043	0.023~0.057
	RPM	11000~14000	9800~12000	8950~11500	8700~10900	7800~9800	7000~8950	5700~7200	4700~6000	3500~4500
11.2	FEED	160~510	160~510	160~510	160~510	160~510	160~510	160~510	160~510	160~510
	Ap	0.055~0.100	0.062~0.125	0.070~0.135	0.075~0.145	0.080~0.160	0.090~0.180	0.112~0.235	0.135~0.270	0.180~0.360
	Vc	58~72	60~75	59~73	60~75	62~79	63~79	63~79	64~80	64~82
	fz	0.008~0.020	0.009~0.023	0.010~0.025	0.010~0.026	0.011~0.027	0.012~0.031	0.015~0.038	0.018~0.045	0.024~0.059



HSS

CBN END MILLS

i-Xmill END MILLS

i-SMART MODULAR END MILLS

X5070 END MILLS

4G MILL END MILLS

X-POWER PRO END MILLS

TitaNox-POWER END MILLS

JET-POWER END MILLS

V7 PLUS END MILLS

ALU-POWER HPC END MILLS

ALU-POWER END MILLS

D-POWER GRAPHITE END MILLS

D-POWER CFRP END MILLS

ROUTERS

CRX S END MILLS

K-2 END MILLS

ONLY ONE COATED PM60 END MILLS

TANK-POWER END MILLS

GENERAL HSS END MILLS

MILLING CUTTERS

TECHNICAL DATA

**SELECTION GUIDE**

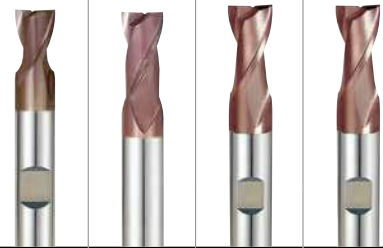


SERIES	G9444	G9527	G9445	G9G45
FLUTE	2	2	2	2
HELIX ANGLE	≈ 30°	≈ 30°	≈ 30°	≈ 30°
CUTTING EDGE SHAPE	SQUARE	SQUARE	SQUARE	SQUARE
SIZE MIN	D2.0	D3.5	D2.0	D3.0
SIZE MAX	D20.0	D20.0	D20.0	D20.0
PAGE	566	567	568	570

**SOLID CARBIDE  
K-2  
END MILLS**

General Purpose with Coating  
Conventional or High Speed Milling, Wet or Dry Cutting

SHORT LENGTH	LONG LENGTH	LONG LENGTH	LONG LENGTH with CHAMFER
TiAlN based	TiAlN based	TiAlN based	TiAlN based



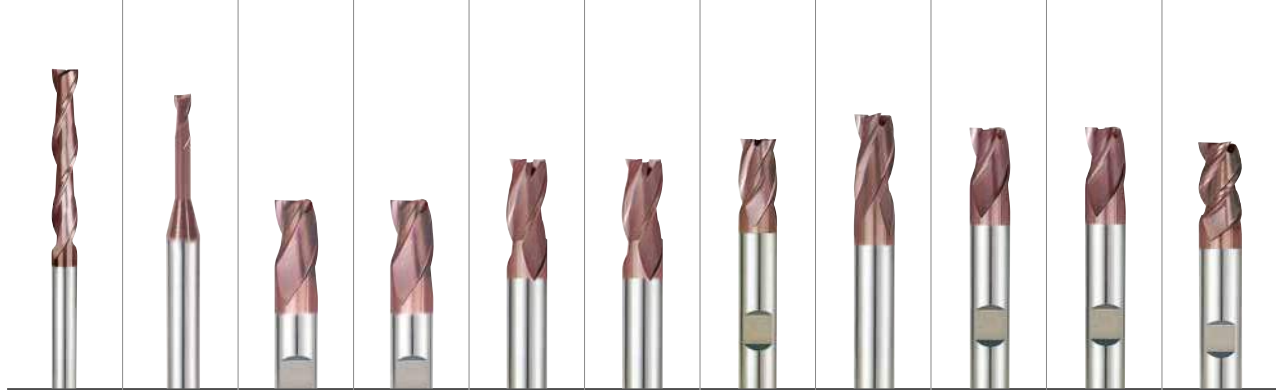
Please visit  
[globalyg1.com/mat](http://globalyg1.com/mat)  
for material search

◎ : Excellent ○ : Good

Recommended cutting conditions : P 597

ISO	VDI 3323	Material Description	Composition / Structure / Heat Treatment	HB	HRc					
P	1	Non-alloy steel	About 0.15% C Annealed	125		◎	◎	◎	◎	
	2		About 0.45% C Annealed	190	13	◎	◎	◎	◎	
	3		About 0.45% C Quenched & Tempered	250	25	◎	◎	◎	◎	
	4		About 0.75% C Annealed	270	28	◎	◎	◎	◎	
	5		About 0.75% C Quenched & Tempered	300	32	◎	◎	◎	◎	
	6	Low alloy steel	Annealed	180	10	◎	◎	◎	◎	
	7		Quenched & Tempered	275	29	◎	◎	◎	◎	
	8		Quenched & Tempered	300	32	◎	◎	◎	◎	
	9		Quenched & Tempered	350	38	◎	◎	◎	◎	
	10		High alloyed steel, and tool steel	Annealed	200	15	◎	◎	◎	◎
	11			Quenched & Tempered	325	35	◎	◎	◎	◎
M	12	Stainless steel	Ferritic / Martensitic Annealed	200	15	○	○	○	○	
	13		Martensitic Quenched & Tempered	240	23	○	○	○	○	
	14		Austenitic	180	10	○	○	○	○	
K	15	Grey cast iron	Pearlitic / ferritic	180	10	○	○	○	○	
	16		Pearlitic (Martensitic)	260	26	○	○	○	○	
	17	Nodular cast iron	Ferritic	160	3	○	○	○	○	
	18		Pearlitic	250	25	○	○	○	○	
	19	Malleable cast iron	Ferritic	130		○	○	○	○	
	20		Pearlitic	230	21	○	○	○	○	
N	21	Aluminum-wrought alloy	Not Curable	60		○	○	○	○	
	22		Curable Hardened	100		○	○	○	○	
	23	Aluminum-cast, alloyed	≤ 12% Si, Not Curable	75		○	○	○	○	
	24		≤ 12% Si, Curable Hardened	90		○	○	○	○	
	25		> 12% Si, Not Curable	130		○	○	○	○	
	26		Cutting Alloys, PB>1%	110		○	○	○	○	
	27	Copper and Copper Alloys (Bronze / Brass)	CuZn, CuSnZn (Brass)	90		○	○	○	○	
	28		CuSn, lead-free copper and electrolytic copper	100		○	○	○	○	
	29	Non Metallic Materials	Duroplastic, Fiber Reinforced Plastic			○	○	○	○	
	30		Rubber, Wood, etc.							
S	31	Heat Resistant Super Alloys	Fe Based Annealed	200	15	○	○	○	○	
	32		Cured	280	30	○	○	○	○	
	33		Annealed	250	25	○	○	○	○	
	34		Ni or Co Based Cured	350	38	○	○	○	○	
	35		Cast	320	34	○	○	○	○	
	36	Titanium Alloys	Pure Titanium	400 Rm		○	○	○	○	
	37		Alpha + Beta Alloys Hardened	1050 Rm		○	○	○	○	
H	38	Hardened steel	Hardened	550	55					
	39		Hardened	630	60					
	40	Chilled Cast Iron	Cast	400	42	○	○	○	○	
	41	Hardened Cast Iron	Hardened	550	55					

G9452	G9B80	G9410 G9553	G9G46	G9425	G9G47	G9439	G9528	G9433	G9G48	G9447
2	2	3	3	3	3	3	3	3	3	3
30°	30°	30°	30°	30°	30°	≈ 30°	≈ 30°	≈ 30°	≈ 30°	45°
SQUARE	SQUARE	SQUARE	SQUARE	SQUARE	SQUARE	SQUARE	SQUARE	SQUARE	SQUARE	SQUARE
D3.0	D0.4	D0.5	D3.0	D1.0	D3.0	D2.0	D3.5	D3.0	D3.0	D3.0
D20.0	D4.0	D20.0	D20.0	D20.0	D20.0	D20.0	D20.0	D20.0	D20.0	D20.0
571	572	575	577	578	579	580	581	582	583	584
EXTRA LONG LENGTH	RIB PROCESSING	THROW AWAY	THROW AWAY with CHAMFER	SHORT LENGTH	SHORT LENGTH with CHAMFER	SHORT LENGTH	LONG LENGTH	LONG LENGTH	LONG LENGTH with CHAMFER	LONG LENGTH
TiAlN based	TiAlN based	TiAlN based	TiAlN based	TiAlN based	TiAlN based	TiAlN based	TiAlN based	TiAlN based	TiAlN based	TiAlN based



○	○	○	○	○	○	○	○	○	○	○	1
○	○	○	○	○	○	○	○	○	○	○	2
○	○	○	○	○	○	○	○	○	○	○	3
○	○	○	○	○	○	○	○	○	○	○	4
○	○	○	○	○	○	○	○	○	○	○	5
○	○	○	○	○	○	○	○	○	○	○	6 P
○	○	○	○	○	○	○	○	○	○	○	7
○	○	○	○	○	○	○	○	○	○	○	8
○	○	○	○	○	○	○	○	○	○	○	9
○	○	○	○	○	○	○	○	○	○	○	10
○	○	○	○	○	○	○	○	○	○	○	11
○	○	○	○	○	○	○	○	○	○	○	12
○	○	○	○	○	○	○	○	○	○	○	13 M
○	○	○	○	○	○	○	○	○	○	○	14
○	○	○	○	○	○	○	○	○	○	○	15
○	○	○	○	○	○	○	○	○	○	○	16
○	○	○	○	○	○	○	○	○	○	○	17 K
○	○	○	○	○	○	○	○	○	○	○	18
○	○	○	○	○	○	○	○	○	○	○	19
○	○	○	○	○	○	○	○	○	○	○	20
○	○	○	○	○	○	○	○	○	○	○	21
○	○	○	○	○	○	○	○	○	○	○	22
○	○	○	○	○	○	○	○	○	○	○	23
○	○	○	○	○	○	○	○	○	○	○	24
○	○	○	○	○	○	○	○	○	○	○	25 N
○	○	○	○	○	○	○	○	○	○	○	26
○	○	○	○	○	○	○	○	○	○	○	27
○	○	○	○	○	○	○	○	○	○	○	28
○	○	○	○	○	○	○	○	○	○	○	29
○	○	○	○	○	○	○	○	○	○	○	30
○	○	○	○	○	○	○	○	○	○	○	31
○	○	○	○	○	○	○	○	○	○	○	32
○	○	○	○	○	○	○	○	○	○	○	33
○	○	○	○	○	○	○	○	○	○	○	34 S
○	○	○	○	○	○	○	○	○	○	○	35
○	○	○	○	○	○	○	○	○	○	○	36
○	○	○	○	○	○	○	○	○	○	○	37
○	○	○	○	○	○	○	○	○	○	○	38
○	○	○	○	○	○	○	○	○	○	○	39 H
○	○	○	○	○	○	○	○	○	○	○	40
○	○	○	○	○	○	○	○	○	○	○	41

HSS

CBN END MILLS

i-Xmill END MILLS

i-SMART MODULAR END MILLS

X5070 END MILLS

4G MILL END MILLS

X-POWER PRO END MILLS

TitaNox-POWER END MILLS

JET-POWER END MILLS

V7 PLUS END MILLS

ALU-POWER HPC END MILLS

ALU-POWER END MILLS

D-POWER GRAPHITE END MILLS

D-POWER CFRP END MILLS

ROUTERS

CRX S END MILLS

K-2 END MILLS

ONLY ONE COATED PM60 END MILLS

TANK-POWER END MILLS

GENERAL HSS END MILLS

MILLING CUTTERS

TECHNICAL DATA