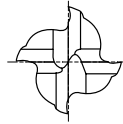


CARBIDE, 4 FLUTE SHORT LENGTH

- VOLLHARTMETALL, 4 SCHNEIDEN KURZ
- Fraise carbure, 4 dents, courte
- 4 TAGLIANTI, SERIE CORTA

- ▶ Suitable for dry milling applications at high temperatures.
- ▶ Excellent high-performance end mills.
- ▶ 4 flute allows for better work piece finishes.

- ▶ Für die Trockenbearbeitung.
- ▶ Hervorragendes Preis - Leistungsverhältnis.
- ▶ 4 Schneiden erzeugen eine bessere Oberflächengüte des Werkstücks.



CARBIDE DIN 6527 4 $\approx 30^\circ$ DIN 6535HB P.608

Unit : mm

EDP No.	Mill Diameter	Shank Diameter	Length of Cut	Overall Length
G9448020	2.0	6	4	50
G9448025	2.5	6	4	50
G9448030	3.0	6	5	50
G9448035	3.5	6	6	50
G9448040	4.0	6	8	54
G9448045	4.5	6	8	54
G9448050	5.0	6	9	54
G9448060	6.0	6	10	54
G9448070	7.0	8	11	58
G9448080	8.0	8	12	58
G9448090	9.0	10	13	66
G9448100	10.0	10	14	66
G9448120	12.0	12	16	73
G9448140	14.0	14	18	75
G9448160	16.0	16	22	82
G9448180	18.0	18	24	84
G9448200	20.0	20	26	92

Mill Dia. Tolerance(mm)	Shank Dia. Tolerance
0 ~ -0.03	h5

◎ : Excellent ○ : Good

ISO	P										M				K						
	Non-alloy steel					Low alloy steel					High alloyed steel, and tool steel				Stainless steel		Grey cast iron		Nodular cast iron		Malleable cast iron
Material Description	1	2	3	4	5	6	7	8	9	10	11	12	13	14	15	16	17	18	19	20	
VDI 3323	1	2	3	4	5	6	7	8	9	10	11	12	13	14	15	16	17	18	19	20	
HRc	13	13	25	28	32	10	29	32	38	15	35	15	23	10	10	26	3	25	42	21	
HB	125	190	250	270	300	180	275	300	350	200	325	200	240	180	180	260	160	250	130	230	
Recommend	◎	◎	◎	◎	◎	◎	◎	◎	◎	◎	◎	○	○	○	○	○	○	○	○	○	

ISO	N										S						H				
	Aluminum-wrought alloy		Aluminum-cast, alloyed			Copper and Copper Alloys (Bronze / Brass)			Non Metallic Materials		Heat Resistant Super Alloys						Titanium Alloys		Hardened steel	Chilled Cast Iron	Hardened Cast Iron
Material Description	21	22	23	24	25	26	27	28	29	30	31	32	33	34	35	36	37	38	39	40	41
VDI 3323	21	22	23	24	25	26	27	28	29	30	31	32	33	34	35	36	37	38	39	40	41
HRc	60	100	75	90	130	110	90	100			200	280	250	350	320	400 Rm	1050 Rm	550	630	400	550
HB	60	100	75	90	130	110	90	100			200	280	250	350	320	400 Rm	1050 Rm	550	630	400	550
Recommend	○	○	○	○	○	○	○	○	○	○	○	○	○	○	○	○	○	○	○	○	○

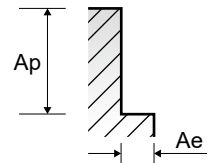
G9432, G9G50, G9A69, G9448, G9540, G9449, G9G51, G9453 SERIES

4 FLUTE - SIDE CUTTING

Vc = m/min.
fz = mm/tooth
RPM = rev./min.
FEED = mm/min.

ISO	VDI 3323	Material Description	Ae	Ap	Parameter	Mill Diameter (Ø)																																																								
						1.0	1.5	2.0	3.0	4.0	5.0	6.0	8.0	10.0	12.0	14.0	16.0	20.0																																												
P	1-4	Non-alloy steel	0.1D	1.0D	Vc	55	55	60	70	80	85	90	90	85	90	90	95	90	fz	0.002	0.005	0.006	0.009	0.019	0.024	0.029	0.043	0.047	0.047	0.047	0.047	0.047	0.047	RPM	17507	11671	9549	7427	6366	5411	4775	3581	2706	2387	2046	1890	1432	FEED	140	233	229	267	484	519	554	616	509	449	385	355	269	
					Vc	30	35	40	45	50	50	55	55	55	55	55	60	55	fz	0.002	0.004	0.006	0.009	0.019	0.024	0.031	0.038	0.038	0.037	0.038	0.037	0.038	RPM	9549	7427	6366	4775	3979	3183	2918	2188	1751	1459	1251	1194	875	FEED	76	119	153	172	302	306	362	333	266	216	190	177	133		
	5		Low alloy steel	0.1D	1.0D	Vc	55	55	60	70	80	85	90	90	85	90	90	95	90	fz	0.002	0.005	0.006	0.009	0.019	0.024	0.029	0.043	0.047	0.047	0.047	0.047	0.047	RPM	17507	11671	9549	7427	6366	5411	4775	3581	2706	2387	2046	1890	1432	FEED	140	233	229	267	484	519	554	616	509	449	385	355	269	
						Vc	30	35	40	45	50	50	55	55	55	55	55	60	55	fz	0.002	0.004	0.006	0.009	0.019	0.024	0.031	0.038	0.038	0.037	0.038	0.037	0.038	RPM	9549	7427	6366	4775	3979	3183	2918	2188	1751	1459	1251	1194	875	FEED	76	119	153	172	302	306	362	333	266	216	190	177	133	
	6-7			High alloyed steel, and tool steel	0.1D	1.0D	Vc	55	55	60	70	80	85	90	90	85	90	90	95	90	fz	0.002	0.005	0.006	0.009	0.019	0.024	0.029	0.043	0.047	0.047	0.047	0.047	0.047	RPM	17507	11671	9549	7427	6366	5411	4775	3581	2706	2387	2046	1890	1432	FEED	140	233	229	267	484	519	554	616	509	449	385	355	269
							Vc	30	35	40	45	50	50	55	55	55	55	55	60	55	fz	0.002	0.004	0.006	0.009	0.019	0.024	0.031	0.038	0.038	0.037	0.038	0.037	0.038	RPM	9549	7427	6366	4775	3979	3183	2918	2188	1751	1459	1251	1194	875	FEED	76	119	153	172	302	306	362	333	266	216	190	177	133
	8-9	Stainless steel			0.1D	1.0D	Vc	55	55	60	70	80	85	90	90	85	90	90	95	90	fz	0.002	0.005	0.006	0.009	0.019	0.024	0.029	0.043	0.047	0.047	0.047	0.047	0.047	RPM	17507	11671	9549	7427	6366	5411	4775	3581	2706	2387	2046	1890	1432	FEED	140	233	229	267	484	519	554	616	509	449	385	355	269
							Vc	30	35	40	45	50	50	55	55	55	55	55	60	55	fz	0.002	0.004	0.006	0.009	0.019	0.024	0.031	0.038	0.038	0.037	0.038	0.037	0.038	RPM	9549	7427	6366	4775	3979	3183	2918	2188	1751	1459	1251	1194	875	FEED	76	119	153	172	302	306	362	333	266	216	190	177	133
	10		Grey cast iron Nodular cast iron Malleable cast iron		0.1D	1.0D	Vc	55	55	60	70	80	85	90	90	85	90	90	95	90	fz	0.002	0.005	0.006	0.009	0.019	0.024	0.029	0.043	0.047	0.047	0.047	0.047	0.047	RPM	17507	11671	9549	7427	6366	5411	4775	3581	2706	2387	2046	1890	1432	FEED	140	233	229	267	484	519	554	616	509	449	385	355	269
							Vc	30	35	40	45	50	50	55	55	55	55	55	60	55	fz	0.002	0.004	0.006	0.009	0.019	0.024	0.031	0.038	0.038	0.037	0.038	0.037	0.038	RPM	9549	7427	6366	4775	3979	3183	2918	2188	1751	1459	1251	1194	875	FEED	76	119	153	172	302	306	362	333	266	216	190	177	133
	11.1 - 11.2			Aluminum-wrought alloy	0.1D	1.0D	Vc	25	35	35	35	40	40	45	45	45	45	45	50	45	fz	0.002	0.004	0.006	0.009	0.018	0.024	0.029	0.042	0.044	0.045	0.045	0.045	0.046	RPM	7958	7427	5570	3714	3183	2546	2387	1790	1432	1194	1023	995	716	FEED	64	119	134	134	229	244	277	301	252	215	184	179	132
							Vc	60	55	60	55	60	55	55	55	60	55	55	55	55	55	55	fz	0.008	0.013	0.017	0.026	0.035	0.044	0.065	0.093	0.116	0.155	0.182	0.22	0.288	RPM	19099	11671	9549	5836	4775	3501	2918	2188	1910	1459	1251	1094	875	FEED	611	607	649	607	668	616	759	814	886	905	910
M	Aluminum-cast, alloyed	0.1D			1.5D	Vc	140	130	140	145	140	145	145	145	145	140	145	145	140	fz	0.006	0.011	0.015	0.021	0.03	0.036	0.047	0.063	0.078	0.095	0.108	0.125	0.163	RPM	44563	27587	22282	15385	11141	9231	7692	5769	4615	3714	3297	2885	2228	FEED	1070	1214	1337	1292	1337	1329	1446	1454	1440	1411	1424	1442	1453	
						Vc	140	130	140	145	140	145	145	145	145	145	140	145	145	140	fz	0.006	0.011	0.015	0.021	0.03	0.036	0.047	0.063	0.078	0.095	0.108	0.125	0.163	RPM	44563	27587	22282	15385	11141	9231	7692	5769	4615	3714	3297	2885	2228	FEED	1070	1214	1337	1292	1337	1329	1446	1454	1440	1411	1424	1442	1453
N		Copper and Copper Alloys (Bronze / Brass)	0.1D		1.5D	Vc	80	95	105	105	110	105	105	110	105	105	105	110	105	fz	0.006	0.011	0.016	0.024	0.029	0.038	0.048	0.063	0.081	0.096	0.115	0.125	0.162	RPM	25465	20160	16711	11141	8754	6685	5570	4377	3342	2785	2387	2188	1671	FEED	611	887	1070	1070	1015	1016	1070	1103	1083	1070	1098	1094	1083	
						Vc	80	95	105	105	110	105	105	110	105	105	110	105	105	110	105	fz	0.006	0.011	0.016	0.024	0.029	0.038	0.048	0.063	0.081	0.096	0.115	0.125	0.162	RPM	25465	20160	16711	11141	8754	6685	5570	4377	3342	2785	2387	2188	1671	FEED	611	887	1070	1070	1015	1016	1070	1103	1083	1070	1098	1094
R			Non Metallic Materials	0.1D	1.5D	Vc	80	95	105	105	110	105	105	110	105	105	110	105	fz	0.006	0.011	0.016	0.024	0.029	0.038	0.048	0.063	0.081	0.096	0.115	0.125	0.162	RPM	25465	20160	16711	11141	8754	6685	5570	4377	3342	2785	2387	2188	1671	FEED	611	887	1070	1070	1015	1016	1070	1103	1083	1070	1098	1094	1083		
						Vc	80	95	105	105	110	105	105	110	105	105	110	105	105	110	105	fz	0.006	0.011	0.016	0.024	0.029	0.038	0.048	0.063	0.081	0.096	0.115	0.125	0.162	RPM	25465	20160	16711	11141	8754	6685	5570	4377	3342	2785	2387	2188	1671	FEED	611	887	1070	1070	1015	1016	1070	1103	1083	1070	1098	1094
H	Chilled Cast Iron			0.1D	1.0D	Vc	30	35	40	45	50	50	55	55	55	55	55	60	55	fz	0.002	0.004	0.006	0.009	0.019	0.024	0.031	0.038	0.038	0.037	0.038	0.037	0.038	RPM	9549	7427	6366	4775	3979	3183	2918	2188	1751	1459	1251	1194	875	FEED	76	119	153	172	302	306	362	333	266	216	190	177	133	

※ The FEED, in long & extra long types, should be reduced by around 50%



SELECTION GUIDE

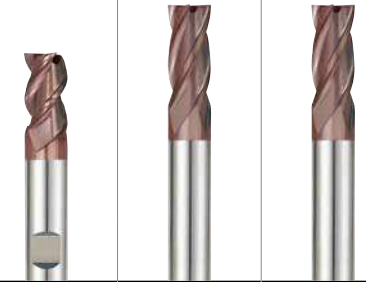


SERIES	G9G49	G9432	G9G50
FLUTE	3	4	4
HELIX ANGLE	45°	30°	30°
CUTTING EDGE SHAPE	SQUARE	SQUARE	SQUARE
SIZE MIN	D3.0	D1.0	D3.0
SIZE MAX	D20.0	D20.0	D20.0
PAGE	585	586	587

SOLID CARBIDE
K-2
END MILLS

General Purpose with Coating
Conventional or High Speed Milling, Wet or Dry Cutting

LONG LENGTH with CHAMFER	SHORT LENGTH	SHORT LENGTH with CHAMFER
TiAlN based	TiAlN based	TiAlN based



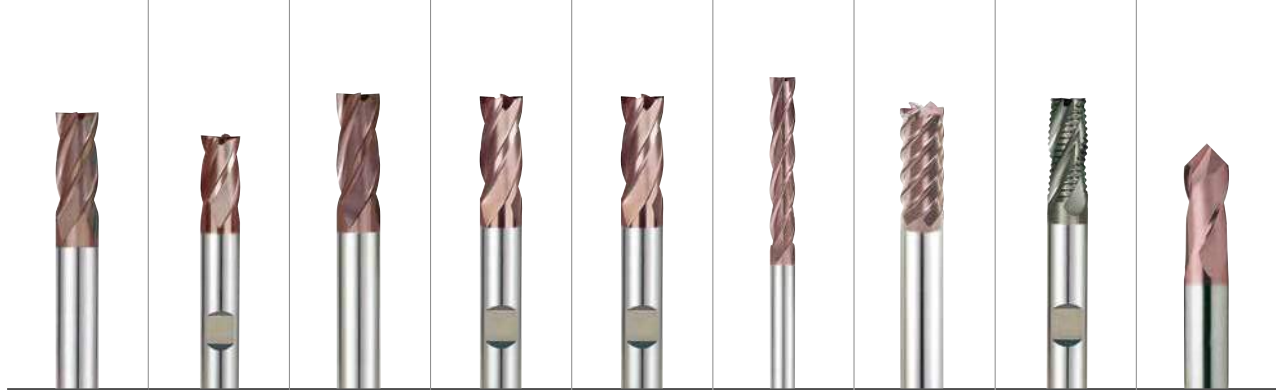
Please visit globalyg1.com/mat for material search

◎ : Excellent ○ : Good

Recommended cutting conditions : P 597

ISO	VDI 3323	Material Description	Composition / Structure / Heat Treatment	HB	HRc				
P	1	Non-alloy steel	About 0.15% C Annealed	125		◎	◎	◎	
	2		About 0.45% C Annealed	190	13	◎	◎	◎	
	3		About 0.45% C Quenched & Tempered	250	25	◎	◎	◎	
	4		About 0.75% C Annealed	270	28	◎	◎	◎	
	5		About 0.75% C Quenched & Tempered	300	32	◎	◎	◎	
	6	Low alloy steel	Annealed	180	10	◎	◎	◎	
	7		Quenched & Tempered	275	29	◎	◎	◎	
	8		Quenched & Tempered	300	32	◎	◎	◎	
	9		Quenched & Tempered	350	38	◎	◎	◎	
	10		High alloyed steel, and tool steel	Annealed	200	15	◎	◎	◎
	11			Quenched & Tempered	325	35	◎	◎	◎
M	12	Stainless steel	Ferritic / Martensitic Annealed	200	15	○	○	○	
	13		Martensitic Quenched & Tempered	240	23	○	○	○	
	14		Austenitic	180	10	○	○	○	
K	15	Grey cast iron	Pearlitic / ferritic	180	10	○	○	○	
	16		Pearlitic (Martensitic)	260	26	○	○	○	
	17	Nodular cast iron	Ferritic	160	3	○	○	○	
	18		Pearlitic	250	25	○	○	○	
	19		Ferritic	130		○	○	○	
20	Malleable cast iron	Pearlitic	230	21	○	○	○		
N	21	Aluminum-wrought alloy	Not Curable	60		○	○	○	
	22		Curable Hardened	100		○	○	○	
	23	Aluminum-cast, alloyed	≤ 12% Si, Not Curable	75		○	○	○	
	24		≤ 12% Si, Curable Hardened	90		○	○	○	
	25		> 12% Si, Not Curable	130		○	○	○	
	26		Copper and Copper Alloys (Bronze / Brass)	Cutting Alloys, PB>1%	110		○	○	○
	27	Non Metallic Materials	CuZn, CuSnZn (Brass)	90		○	○	○	
	28		CuSn, lead-free copper and electrolytic copper	100		○	○	○	
	29		Duroplastic, Fiber Reinforced Plastic			○	○	○	
	30	Rubber, Wood, etc.					○	○	○
S	31	Heat Resistant Super Alloys	Fe Based Annealed	200	15	○	○	○	
	32		Cured	280	30	○	○	○	
	33		Annealed	250	25	○	○	○	
	34		Ni or Co Based Cured	350	38	○	○	○	
	35	Cast	320	34	○	○	○		
	36	Titanium Alloys	Pure Titanium	400 Rm		○	○	○	
	37		Alpha + Beta Alloys Hardened	1050 Rm		○	○	○	
H	38	Hardened steel	Hardened	550	55				
	39		Hardened	630	60				
	40	Chilled Cast Iron	Cast	400	42	○	○	○	
	41	Hardened Cast Iron	Hardened	550	55				

G9A69	G9448	G9540	G9449	G9G51	G9453	G9F45 G9F46	G9A42	G9400
4	4	4	4	4	4	4&6	Multi Flute	2
30°	≈ 30°	≈ 30°	≈ 30°	≈ 30°	30°	45°	30°	30°
SQUARE	SQUARE	SQUARE	SQUARE	SQUARE	SQUARE	SQUARE	ROUGHING	DRILL MILL
D1.0	D2.0	D3.5	D2.0	D3.0	D3.0	D3.0	D6.0	D3.0
D20.0	D20.0	D20.0	D20.0	D20.0	D20.0	D20.0	D25.0	D20.0
588	589	590	591	592	593	594	595	596
SHORT LENGTH	SHORT LENGTH	LONG LENGTH	LONG LENGTH	LONG LENGTH with CHAMFER	EXTRA LONG LENGTH	SHORT LENGTH LONG LENGTH	LONG LENGTH	-
TiAlN based	TiAlN based	TiAlN based	TiAlN based	TiAlN based	TiAlN based	TiAlN based	X-Coating	TiAlN based



○	○	○	○	○	○	○	○	○	1
○	○	○	○	○	○	○	○	○	2
○	○	○	○	○	○	○	○	○	3
○	○	○	○	○	○	○	○	○	4
○	○	○	○	○	○	○	○	○	5
○	○	○	○	○	○	○	○	○	6 P
○	○	○	○	○	○	○	○	○	7
○	○	○	○	○	○	○	○	○	8
○	○	○	○	○	○	○	○	○	9
○	○	○	○	○	○	○	○	○	10
○	○	○	○	○	○	○	○	○	11
○	○	○	○	○	○	○	○	○	12
○	○	○	○	○	○	○	○	○	13 M
○	○	○	○	○	○	○	○	○	14
○	○	○	○	○	○	○	○	○	15
○	○	○	○	○	○	○	○	○	16
○	○	○	○	○	○	○	○	○	17 K
○	○	○	○	○	○	○	○	○	18
○	○	○	○	○	○	○	○	○	19
○	○	○	○	○	○	○	○	○	20
○	○	○	○	○	○	○	○	○	21
○	○	○	○	○	○	○	○	○	22
○	○	○	○	○	○	○	○	○	23
○	○	○	○	○	○	○	○	○	24
○	○	○	○	○	○	○	○	○	25 N
○	○	○	○	○	○	○	○	○	26
○	○	○	○	○	○	○	○	○	27
○	○	○	○	○	○	○	○	○	28
○	○	○	○	○	○	○	○	○	29
○	○	○	○	○	○	○	○	○	30
○	○	○	○	○	○	○	○	○	31
○	○	○	○	○	○	○	○	○	32
○	○	○	○	○	○	○	○	○	33
○	○	○	○	○	○	○	○	○	34 S
○	○	○	○	○	○	○	○	○	35
○	○	○	○	○	○	○	○	○	36
○	○	○	○	○	○	○	○	○	37
○	○	○	○	○	○	○	○	○	38
○	○	○	○	○	○	○	○	○	39 H
○	○	○	○	○	○	○	○	○	40
○	○	○	○	○	○	○	○	○	41

HSS

CBN
END MILLS

i-Xmill
END MILLS

i-SMART
MODULAR
END MILLS

X5070
END MILLS

4G MILL
END MILLS

X-POWER
PRO
END MILLS

TitaNox-
POWER
END MILLS

JET-POWER
END MILLS

V7 PLUS
END MILLS

ALU-POWER
HPC
END MILLS

ALU-
POWER
END MILLS

D-POWER
GRAPHITE
END MILLS

D-POWER
CFRP
END MILLS

ROUTERS

CRX S
END MILLS

K-2
END MILLS

ONLY ONE
COATED PM60
END MILLS

TANK-
POWER
END MILLS

GENERAL
HSS
END MILLS

MILLING
CUTTERS

TECHNICAL
DATA