

CARBIDE, 3 FLUTE 37° HELIX

- Vollhartmetall, 3 Schneiden 37°
- Fraise carbure, torique, hélice 37°
- 3 TAGLIANTI, ELICA 37°

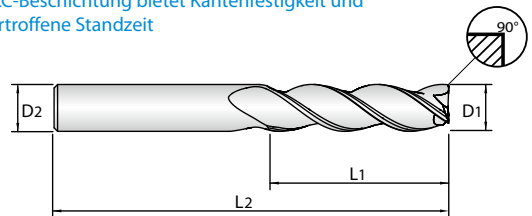
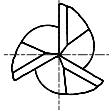
- ▶ Balanced cutting with less vibration
- ▶ Ability to run at higher speeds with less heat in aluminum
- ▶ More efficient chip evacuation
- ▶ Ability to counteract extreme radial forces
- ▶ DLC Coating provides edge strength and unsurpassed tool life

- ▶ Ausgewogenes Fräsen, mit weniger Vibrationen
- ▶ Höhere Schnittgeschwindigkeiten möglich bei weniger Wärmeinbringung in den Werkstoff Aluminium
- ▶ Effizientere Spanabfuhr
- ▶ Fähigkeit, extremen Radialkräften entgegenzuwirken
- ▶ Die DLC-Beschichtung bietet Kantenfestigkeit und unübertroffene Standzeit

UNCOATED



DLC COATED



P.475

Unit : mm

EDP No.		Mill Diameter	Shank Diameter	Length of Cut	Overall Length
Uncoated	DLC	D1	D2	L1	L2
E5H22030	JAH22030	3.0	6	8	52
E5H22040	JAH22040	4.0	6	11	55
E5H22050	JAH22050	5.0	6	13	57
E5H22060	JAH22060	6.0	6	13	57
E5H22901	JAH22901	6.0	6	13	72
E5H22902	JAH22902	6.0	6	24	75
E5H22080	JAH22080	8.0	8	19	63
E5H22903	JAH22903	8.0	8	32	75
E5H22100	JAH22100	10.0	10	22	72
E5H22904	JAH22904	10.0	10	40	100
E5H22120	JAH22120	12.0	12	26	83
E5H22905	JAH22905	12.0	12	48	100
E5H22140	JAH22140	14.0	14	30	89
E5H22160	JAH22160	16.0	16	32	92
E5H22906	JAH22906	16.0	16	64	125
E5H22200	JAH22200	20.0	20	38	104
E5H22907	JAH22907	20.0	20	80	150
E5H22250	JAH22250	25.0	25	50	125

Mill Diameter Tolerances (mm)		Shank Diameter Tolerance
Diameter	Tolerance	
Up to 3	+0/-0.006	h5
Over 3 ~ up to 6	+0/-0.008	
Over 6 ~ up to 10	+0/-0.009	
Over 10 ~ up to 18	+0/-0.011	
Over 18 ~ up to 25	+0/-0.013	

◎ : Excellent ○ : Good

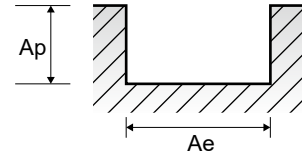
ISO Material Description	P										M				K									
	Non-alloy steel					Low alloy steel					High alloyed steel, and tool steel				Stainless steel				Grey cast iron		Nodular cast iron		Malleable cast iron	
VDI 3323	1	2	3	4	5	6	7	8	9	10	11	12	13	14	15	16	17	18	19	20	21	22	23	24
HRc		13	25	28	32	10	29	32	38	15	35	15	23	10	10	26	3	25						
HB	125	190	250	270	300	180	275	300	350	200	325	200	240	180	180	260	160	250	130	230				
Recommend																								
ISO Material Description	N										S						H							
	Aluminum-wrought alloy		Aluminum-cast, alloyed			Copper and Copper Alloys (Bronze / Brass)			Non Metallic Materials		Heat Resistant Super Alloys						Titanium Alloys		Hardened steel		Chilled Cast Iron		Hardened Cast Iron	
VDI 3323	21	22	23	24	25	26	27	28	29	30	31	32	33	34	35	36	37	38	39	40	41	42	43	
HRc											15	30	25	38	34									
HB	60	100	75	90	130	110	90	100			200	280	250	350	320	400 Rm	1050 Rm	550	630	400	550	400	550	
Recommend	◎	◎	◎	◎	○	○	○	○	○	○														

Vc = m/min.
fz = mm/tooth
RPM = rev./min.
FEED = mm/min.

E5H22, JAH22, E5H23, JAH23 SERIES

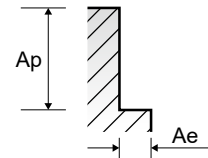
3 FLUTE - SLOTING

ISO	VDI 3323	Material Description	Ae	Ap	Parameter	Mill Diameter (Ø)						
						3.0	6.0	10.0	12.0	16.0	20.0	25.0
N	21~22	Aluminum-wrought alloy	1.0D	1.0D	Vc	488	488	488	488	488	488	488
					fz	0.025	0.076	0.114	0.152	0.168	0.191	0.254
					RPM	51778	25889	15533	12945	9708	7767	6213
					FEED	3946	5918	5326	5918	4883	4439	4735
	23~25	Aluminum-cast, alloyed	1.0D	1.0D	Vc	183	183	183	183	183	183	183
					fz	0.025	0.076	0.114	0.152	0.168	0.191	0.254
					RPM	19417	9708	5825	4854	3641	2913	2330
					FEED	1480	2219	1997	2219	1831	1665	1775
	26-28	Copper and Copper Alloys (Bronze / Brass)	1.0D	1.0D	Vc	268	268	268	268	268	268	268
					fz	0.020	0.051	0.102	0.127	0.140	0.152	0.178
					RPM	28436	14218	8531	7109	5332	4265	3412
					FEED	1733	2167	2600	2708	2235	1950	1820
29.1	Non Metallic Materials	1.0D	1.0D	Vc	503	503	503	503	503	503	503	
				fz	0.038	0.102	0.191	0.254	0.279	0.305	0.356	
				RPM	53370	26685	16011	13342	10007	8005	6404	
				FEED	6100	8134	9150	10167	8388	7320	6832	



3 FLUTE - SIDE CUTTING

ISO	VDI 3323	Material Description	Ae	Ap	Parameter	Mill Diameter (Ø)						
						3.0	6.0	10.0	12.0	16.0	20.0	25.0
N	21~22	Aluminum-wrought alloy	0.5D	1.5D	Vc	610	610	610	610	610	610	610
					fz	0.025	0.076	0.114	0.152	0.168	0.191	0.254
					RPM	64723	32361	19417	16181	12136	9708	7767
					FEED	4932	7398	6658	7398	6103	5548	5918
	23~25	Aluminum-cast, alloyed	0.5D	1.5D	Vc	244	244	244	244	244	244	244
					fz	0.025	0.076	0.114	0.152	0.168	0.191	0.254
					RPM	25889	12945	7767	6472	4854	3883	3107
					FEED	1973	2959	2663	2959	2441	2219	2367
	26-28	Copper and Copper Alloys (Bronze / Brass)	0.5D	1.5D	Vc	351	351	351	351	351	351	351
					fz	0.020	0.051	0.102	0.127	0.140	0.152	0.178
					RPM	37242	18621	11173	9311	6983	5586	4469
					FEED	2270	2838	3405	3547	2927	2554	2384
29.1	Non Metallic Materials	0.5D	1.5D	Vc	625	625	625	625	625	625	625	
				fz	0.038	0.102	0.191	0.254	0.279	0.305	0.356	
				RPM	66314	33157	19894	16579	12434	9947	7958	
				FEED	7580	10106	11370	12633	10422	9096	8489	



3 FLUTE - SIDE CUTTING HSM (Light)

ISO	VDI 3323	Material Description	Ae	Ap	Parameter	Mill Diameter (Ø)						
						3.0	6.0	10.0	12.0	16.0	20.0	25.0
N	21~22	Aluminum-wrought alloy	0.05D	2.0D	Vc	1006	1006	1006	1006	1006	1006	1006
					fz	0.053	0.140	0.267	0.356	0.381	0.419	0.495
					RPM	106740	53370	32022	26685	20014	16011	12809
					FEED	17080	22367	25621	28467	22876	20131	19033
	23~25	Aluminum-cast, alloyed	0.05D	2.0D	Vc	366	366	366	366	366	366	366
					fz	0.053	0.140	0.267	0.356	0.381	0.419	0.495
					RPM	38834	19417	11650	9708	7281	5825	4660
					FEED	6214	8138	9321	10357	8323	7324	6924
	26-28	Copper and Copper Alloys (Bronze / Brass)	0.05D	2.0D	Vc	564	564	564	564	564	564	564
					fz	0.043	0.114	0.216	0.292	0.330	0.356	0.406
					RPM	59842	29921	17953	14961	11220	8976	7181
					FEED	7752	10260	11628	13110	11115	9576	8755
29.1	Non Metallic Materials	0.05D	2.0D	Vc	1021	1021	1021	1021	1021	1021	1021	
				fz	0.086	0.229	0.432	0.584	0.635	0.699	0.813	
				RPM	108331	54166	32499	27083	20312	16250	13000	
				FEED	28066	37147	42100	47465	38695	34051	31699	

