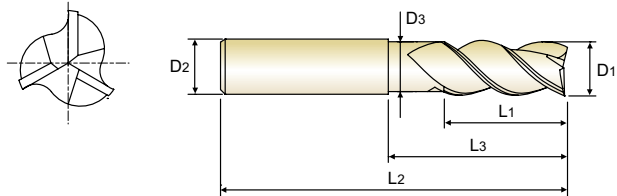


CARBIDE, 3 FLUTE 45° HELIX with NECK

- **VOLLHARTMETALL, 3 SCHNEIDEN 45° RECHTSSPIRALE mit ABGESETZTEM SCHAFTTETL**
- **Fraise carbure, 3 dents, hélice 45°, détalonnée**
- **3 TAGLIANTI, ELICA 45°, SCARICATA**

- ▶ Excellent cutting qualities on aluminum and copper
- ▶ Increased tool life and higher cutting accuracy
- ▶ Mirror surface - Excellent surface finish
- ▶ Superior chip evacuation

- ▶ **Ausgezeichnete Schneideigenschaften in Aluminium, Kupfer**
- ▶ **Verbesserte Standzeiten und höhere Fräsgenauigkeit.**
- ▶ **Spiegel-Oberfläche - Hervorragendes Oberflächenfinishing.**
- ▶ **Überlegene Spanabfuhr**

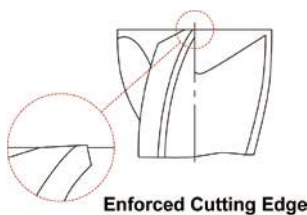
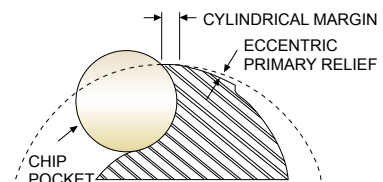


Unit : mm

EDP No.	Mill Diameter	Shank Diameter	Length of Cut	Length Below Shank	Overall Length	Neck Diameter
	D1	D2	L1	L3	L2	D3
E5E50030	3.0	6	8	12	57	2.7
E5E50040	4.0	6	11	18	57	3.7
E5E50050	5.0	6	13	18	57	4.7
E5E50060	6.0	6	13	18	57	5.7
E5E50080	8.0	8	21	25	63	7.4
E5E50100	10.0	10	22	30	72	9.2
E5E50120	12.0	12	26	36	83	11
E5E50160	16.0	16	36	42	92	15
E5E50200	20.0	20	41	52	104	19

▶ TiN, TiCN and TiAlN Coatings are available on your request.

Mill Dia. Tolerance(mm)	Shank Dia. Tolerance
0 ~ -0.015	h5



◎ : Excellent ○ : Good

ISO Material Description	P										M				K								
	Non-alloy steel					Low alloy steel					High alloyed steel, and tool steel				Stainless steel				Grey cast iron		Nodular cast iron		Malleable cast iron
VDI 3323	1	2	3	4	5	6	7	8	9	10	11	12	13	14	15	16	17	18	19	20			
HRc																							
HB	125	190	250	270	300	180	275	300	350	200	325	200	240	180	180	260	160	250	130	230			
Recommend																							
ISO Material Description	N					S					H												
	Aluminum-wrought alloy		Aluminum-cast, alloyed			Copper and Copper Alloys (Bronze / Brass)			Non Metallic Materials		Heat Resistant Super Alloys					Titanium Alloys		Hardened steel	Chilled Cast Iron	Hardened Cast Iron			
VDI 3323	21	22	23	24	25	26	27	28	29	30	31	32	33	34	35	36	37	38	39	40	41		
HRc																							
HB	60	100	75	90	130	110	90	100			200	280	250	350	320	400 Rm	1050 Rm	550	630	400	550		
Recommend	◎	◎	◎	◎	◎																		

Vc = m/min.
fz = mm/tooth
RPM = rev./min.
FEED = mm/min.

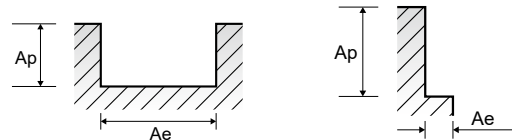
E5E49, E5E50 SERIES

3 FLUTE - SLOTING

ISO	VDI 3323	Material Description	Ae	Ap	Parameter	Mill Diameter (Ø)									
						3.0	4.0	5.0	6.0	8.0	9.0	10.0	12.0	16.0	20.0
N	21~22	Aluminum-wrought alloy	1.0D	0.5D	Vc	65	90	110	130	140	160	175	210	210	175
					fz	0.035	0.045	0.050	0.060	0.088	0.097	0.106	0.131	0.158	0.200
					RPM	6897	7162	7003	6897	5570	5659	5570	5570	4178	2785
	FEED	724	967	1050	1241	1471	1647	1771	2189	1980	1671				
	23~24	Aluminum-cast, alloyed	1.0D	0.5D	Vc	42	59	72	85	91	104	114	137	137	114
					fz	0.035	0.045	0.050	0.060	0.088	0.097	0.106	0.131	0.158	0.200
RPM					4483	4655	4552	4483	3621	3678	3621	3621	2716	1810	
FEED	471	628	683	807	956	1070	1151	1423	1287	1086					

3 FLUTE - SIDE CUTTING

ISO	VDI 3323	Material Description	Ae	Ap	Parameter	Mill Diameter (Ø)									
						3.0	4.0	5.0	6.0	8.0	9.0	10.0	12.0	16.0	20.0
N	21~22	Aluminum-wrought alloy	0.15D	1.5D ~ 2.5D	Vc	65	90	110	130	140	160	175	210	210	175
					fz	0.045	0.055	0.065	0.075	0.113	0.122	0.131	0.163	0.200	0.238
					RPM	6897	7162	7003	6897	5570	5659	5570	5570	4178	2785
	FEED	931	1182	1366	1552	1888	2071	2189	2724	2507	1989				
	23~24	Aluminum-cast, alloyed	0.15D	1.5D ~ 2.5D	Vc	42	59	72	85	91	104	114	137	137	114
					fz	0.045	0.055	0.065	0.075	0.113	0.122	0.131	0.163	0.200	0.238
RPM					4483	4655	4552	4483	3621	3678	3621	3621	2716	1810	
FEED	605	768	888	1009	1227	1346	1423	1771	1629	1293					



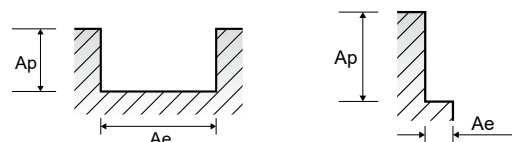
E5E39, E5E40, E5742, E5711 SERIES

3 FLUTE ROUGHING - SLOTING

ISO	VDI 3323	Material Description	Ae	Ap	Parameter	Mill Diameter (Ø)					
						6.0	8.0	10.0	12.0	16.0	20.0
N	21~22	Aluminum-wrought alloy	1.0D	1.5D	Vc	198	201	204	241	241	242
					fz	0.168	0.167	0.179	0.167	0.167	0.165
					RPM	10504	7998	6494	6393	4795	3852
	FEED	5294	4007	3487	3203	2402	1907				
	23~24	Aluminum-cast, alloyed	1.0D	1.5D	Vc	129	131	133	157	157	157
					fz	0.168	0.167	0.179	0.167	0.167	0.165
RPM					6828	5198	4221	4155	3116	2504	
FEED	3441	2604	2267	2082	1561	1239					

3 FLUTE ROUGHING - SIDE CUTTING

ISO	VDI 3323	Material Description	Ae	Ap	Parameter	Mill Diameter (Ø)			
						6.0	8.0	10.0	12.0
N	21~22	Aluminum-wrought alloy	0.5D	1.5D	Vc	254	264	267	320
					fz	0.168	0.168	0.169	0.165
					RPM	13475	10504	8499	8488
	FEED	6791	5294	4309	4202				
	23~24	Aluminum-cast, alloyed	0.5D	1.5D	Vc	165	172	174	208
					fz	0.168	0.168	0.169	0.165
RPM					8759	6828	5524	5517	
FEED	4414	3441	2801	2731					



SELECTION GUIDE



SERIES	E5910	E5908	E5909
FLUTE	2	3	2
HELIX ANGLE	50°	40°	30°
CUTTING EDGE SHAPE	BALL NOSE	BALL NOSE	CORNER RADIUS
SIZE MIN	R3.0	R1.0	D4.0
SIZE MAX	R10.0	R8.0	D20.0
PAGE	480	481	482

SOLID CARBIDE
ALU POWER
END MILLS

Aluminium Alloys and Silent Cutting

NECK	NECK	NECK
Uncoated	Uncoated	Uncoated



Please visit globalyg1.com/mat for material search

◎ : Excellent ○ : Good

Recommended cutting conditions : P 494

ISO	VDI 3323	Material Description	Composition / Structure / Heat Treatment	HB	HRc			
P	1	Non-alloy steel	About 0.15% C Annealed	125				
	2		About 0.45% C Annealed	190	13			
	3		About 0.45% C Quenched & Tempered	250	25			
	4		About 0.75% C Annealed	270	28			
	5		About 0.75% C Quenched & Tempered	300	32			
	6	Low alloy steel	Annealed	180	10			
	7		Quenched & Tempered	275	29			
	8		Quenched & Tempered	300	32			
	9		Quenched & Tempered	350	38			
	10		High alloyed steel, and tool steel	Annealed	200	15		
	11	Quenched & Tempered		325	35			
M	12	Stainless steel	Ferritic / Martensitic Annealed	200	15			
	13		Martensitic Quenched & Tempered	240	23			
	14		Austenitic	180	10			
K	15	Grey cast iron	Pearlitic / ferritic	180	10			
	16		Pearlitic (Martensitic)	260	26			
	17	Nodular cast iron	Ferritic	160	3			
	18		Pearlitic	250	25			
	19		Ferritic	130				
20	Malleable cast iron	Pearlitic	230	21				
N	21	Aluminum-wrought alloy	Not Curable	60		◎	◎	◎
	22		Curable Hardened	100		◎	◎	◎
	23	Aluminum-cast, alloyed	≤ 12% Si, Not Curable	75		◎	◎	◎
	24		≤ 12% Si, Curable Hardened	90		◎	◎	◎
	25		> 12% Si, Not Curable	130		○	○	○
	26	Copper and Copper Alloys	Cutting Alloys, PB>1%	110		○	○	○
	27		CuZn, CuSnZn (Brass)	90		○	○	○
	28	(Bronze / Brass)	CuSn, lead-free copper and electrolytic copper	100		○	○	○
	29	Non Metallic Materials	Duroplastic, Fiber Reinforced Plastic					
	30		Rubber, Wood, etc.					
S	31	Heat Resistant Super Alloys	Fe Based Annealed	200	15			
	32		Cured	280	30			
	33		Annealed	250	25			
	34		Ni or Co Based Cured	350	38			
	35		Cast	320	34			
	36	Titanium Alloys	Pure Titanium	400 Rm				
37	Alpha + Beta Alloys Hardened		1050 Rm					
H	38	Hardened steel	Hardened	550	55			
	39		Hardened	630	60			
	40	Chilled Cast Iron	Cast	400	42			
	41	Hardened Cast Iron	Hardened	550	55			

E5930	E5E51	E5E47	E5E48	E5522 E5521	E5E49	E5E50	E5742 E5711	E5E39 E5E40	EP922 EP923	EP924 EP925
2	3	1	2	2	3	3	3	3	3	3
25°	45°	30°	45°	45°	45°	45°	30°	30°	42°	42°
CORNER RADIUS	CORNER RADIUS	SQUARE	SQUARE	SQUARE	SQUARE	SQUARE	ROUGHING	ROUGHING	ROUGHING	ROUGHING
D2.0	D3.0	D2.0	D3.0	D3.0	D3.0	D3.0	D6.0	D6.0	D12.0	D12.0
D20.0	D20.0	D12.0	D20.0	D20.0	D20.0	D20.0	D25.0	D20.0	D28.0	D32.0
483	484	485	486	487	488	489	490	491	492	493
NECK	LONG LENGTH	-	SHORT LENGTH	LONG LENGTH	LONG LENGTH	NECK	LONG LENGTH	NECK	SHORT LENGTH	LONG LENGTH
Uncoated	Uncoated	Uncoated	Uncoated	Uncoated	Uncoated	Uncoated	Uncoated	Uncoated	TiAIN	TiAIN



							○	○			1
							○	○			2
							○	○			3
							○	○			4
											5
							○	○			6 P
							○	○			7
											8
											9
							○	○			10
											11
											12
											13 M
											14
							○	○	○	○	15
							○	○	○	○	16
							○	○	○	○	17 K
							○	○	○	○	18
							○	○	○	○	19
							○	○	○	○	20
◎	◎	◎	◎	◎	◎	◎	◎	◎	◎	◎	21
◎	◎	◎	◎	◎	◎	◎	◎	◎	◎	◎	22
◎	◎	◎	◎	◎	◎	◎	◎	◎	◎	◎	23
◎	◎	◎	◎	◎	◎	◎	◎	◎	◎	◎	24
○	○	○	○	○	○	○	○	○	○	○	25 N
											26
											27
											28
		◎									29
											30
											31
											32
											33
											34 S
											35
											36
											37
											38
											39 H
											40
											41

HSS

CBN
END MILLS

i-Xmill
END MILLS

i-SMART
MODULARTYPE
END MILLS

X5070
END MILLS

4G MILL
END MILLS

X-POWER
PRO
END MILLS

TitaNox-
POWER
END MILLS

JET-POWER
END MILLS

V7 PLUS
END MILLS

ALU-POWER
HPC
END MILLS

ALU-
POWER
END MILLS

D-POWER
GRAPHITE
END MILLS

D-POWER
CFRP
END MILLS

ROUTERS

CRX S
END MILLS

K-2
END MILLS

ONLY ONE
COATED PM60
END MILLS

TANK-
POWER
END MILLS

GENERAL
HSS
END MILLS

MILLING
CUTTER

TECHNICAL
DATA