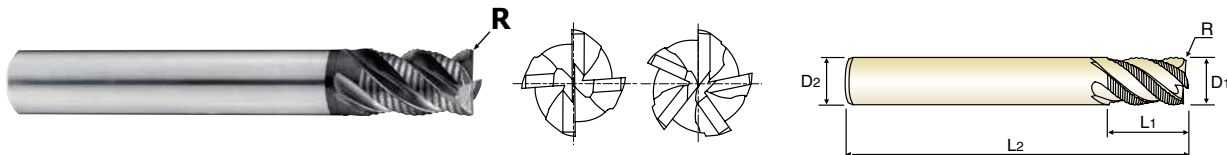


CARBIDE, 4&5 FLUTE MULTIPLE HELIX CORNER RADIUS

- VOLLHARTMETALL, 4&5 SCHNEIDEN MEHRSPIRAL Fräser KURZ ECKENRADIUS
- Fraise carbure, 4&5 dents, torique, hélice multiple, courte
- MD, 4 & 5 TAGLIANTI, TORICA, SERIE CORTA

- ▶ Unique flute design for excellent chip evacuation and vibration reduction.
- ▶ Optimal roughing tooth profile to reduce cutting forces.
- ▶ Special tool geometry for high feed rate and heavy cutting.
- ▶ Strong end tooth design for plunge and pocket milling.
- ▶ Custom engineered coating to allow long tool life and excellent chip evacuation.

- ▶ einzigartige Nutengeometrie für hervorragenden Späntransport und Vibrationsreduzierung
- ▶ neuartiges Schruppprofil zur Reduzierung der Schnittkräfte
- ▶ Spezielle Werkzeuggeometrie für Hochvorschub- und Schwerzerspannung geeignet
- ▶ speziell entwickelte Schneidengeometrie für Tauch- und Taschenfräsen
- ▶ YG-1 eigene Beschichtung um lange Lebensdauer und sehr guten Späntransport zu gewährleisten



SHORT LENGTH

EDP No.		Corner Radius	Mill Diameter	Shank Diameter	Length of Cut	Overall Length	No. of Flute
PLAIN	FLAT	R	D1	D2	L1	L2	
G9D75060	G9D67060	R0.5	6.0	6	9	57	4
G9D75080	G9D67080	R0.5	8.0	8	12	63	4
G9D75100	G9D67100	R0.5	10.0	10	15	72	4
G9D75120	G9D67120	R0.5	12.0	12	18	83	4
G9D75160	G9D67160	R1.0	16.0	16	24	92	5
G9D75200	G9D67200	R1.0	20.0	20	30	104	5

LONG LENGTH

EDP No.		Corner Radius	Mill Diameter	Shank Diameter	Length of Cut	Overall Length	No. of Flute
PLAIN	FLAT	R	D1	D2	L1	L2	
G9D76060	G9D68060	R0.5	6.0	6	12	57	4
G9D76080	G9D68080	R0.5	8.0	8	16	63	4
G9D76100	G9D68100	R0.5	10.0	10	20	72	4
G9D76120	G9D68120	R0.5	12.0	12	24	83	4
G9D76160	G9D68160	R1.0	16.0	16	32	92	5
G9D76200	G9D68200	R1.0	20.0	20	40	104	5

Mill Dia. Tolerance (mm)	Shank Dia. Tolerance
0 ~ - 0.05	h5

◎ : Excellent ○ : Good

ISO	P										M				K						
	Non-alloy steel					Low alloy steel					High alloyed steel, and tool steel				Stainless steel		Grey cast iron		Nodular cast iron		Malleable cast iron
Material Description	1	2	3	4	5	6	7	8	9	10	11	12	13	14	15	16	17	18	19	20	
VDI 3323																					
HRc	13	25	28	32	10	29	32	38	15	35	23	10	10	26	3	25	19	21	20	21	
HB	125	190	250	270	300	180	275	300	350	200	325	200	240	180	180	260	160	250	130	230	
Recommend	○	○	◎	◎	◎	○	◎	◎	◎	○	◎	○	○	○	◎	◎	◎	◎	◎	◎	◎

ISO	N					S										H					
	Aluminum-wrought alloy		Aluminum-cast, alloyed			Copper and Copper Alloys (Bronze / Brass)			Non Metallic Materials		Heat Resistant Super Alloys					Titanium Alloys		Hardened steel	Chilled Cast Iron	Hardened Cast Iron	
Material Description	21	22	23	24	25	26	27	28	29	30	31	32	33	34	35	36	37	38	39	40	41
VDI 3323																					
HRc	60	100	75	90	130	110	90	100			15	30	25	38	34	55	60	42	55	42	55
HB	60	100	75	90	130	110	90	100			200	280	250	350	320	400 Rm	1050 Rm	550	630	400	550
Recommend						○	○	○													

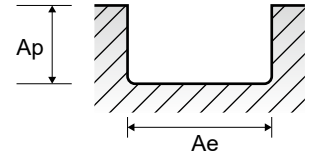
G9D75 G9D67 G9D76 G9D68 G9D77 G9D69

4&5 FLUTE CORNER RADIUS ROUGHING

Vc = m/min.
fz = mm/tooth
RPM = rev./min.
FEED = mm/min.

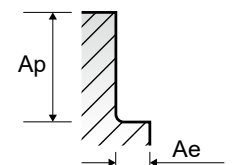
SLOTTING

ISO	VDI 3323	Material Description	Ae	Ap	Parameter	Diameter (Ø)					
						6.0	8.0	10.0	12.0	16.0	20.0
P	1-3	Non-alloy steel	1.0D	1.0D	Vc	225	225	225	225	225	225
					fz	0.032	0.046	0.057	0.064	0.067	0.074
					RPM	11937	8952	7162	5968	4476	3581
					FEED	1528	1647	1633	1528	1500	1325
	4-5	Non-alloy steel	1.0D	0.8D	Vc	200	205	200	205	205	200
					fz	0.026	0.036	0.046	0.053	0.051	0.056
					RPM	10610	8157	6366	5438	4078	3183
	6	Low alloy steel	1.0D	1.0D	Vc	225	225	225	225	225	225
					fz	0.032	0.046	0.057	0.064	0.067	0.074
					RPM	11937	8952	7162	5968	4476	3581
	7-9	Low alloy steel	1.0D	0.8D	Vc	200	205	200	205	205	200
					fz	0.026	0.036	0.046	0.053	0.051	0.056
RPM					10610	8157	6366	5438	4078	3183	
10	High alloyed steel, and tool steel	1.0D	1.0D	Vc	225	225	225	225	225	225	
				fz	0.032	0.046	0.057	0.064	0.067	0.074	
				RPM	11937	8952	7162	5968	4476	3581	
11.1	High alloyed steel, and tool steel	1.0D	0.8D	Vc	200	205	200	205	205	200	
				fz	0.026	0.036	0.046	0.053	0.051	0.056	
				RPM	10610	8157	6366	5438	4078	3183	
K	15-20	Grey cast iron Nodular cast iron Malleable cast iron	1.0D	1.0D	Vc	225	225	225	225	225	225
					fz	0.032	0.046	0.057	0.064	0.067	0.074
					RPM	11937	8952	7162	5968	4476	3581
					FEED	1528	1647	1633	1528	1500	1325



SIDE CUTTING

ISO	VDI 3323	Material Description	Ae	Ap	Parameter	Diameter (Ø)					
						6.0	8.0	10.0	12.0	16.0	20.0
P	1-3	Non-alloy steel	0.5D	1.0D	Vc	300	300	300	300	300	300
					fz	0.041	0.057	0.071	0.08	0.082	0.089
					RPM	15915	11937	9549	7958	5968	4775
					FEED	2610	2722	2712	2546	2447	2125
	4-5	Non-alloy steel	0.35D	1.0D	Vc	270	270	265	270	270	270
					fz	0.032	0.046	0.057	0.065	0.065	0.07
					RPM	14324	10743	8435	7162	5371	4297
	6	Low alloy steel	0.5D	1.0D	Vc	300	300	300	300	300	300
					fz	0.041	0.057	0.071	0.08	0.082	0.089
					RPM	15915	11937	9549	7958	5968	4775
	7-9	Low alloy steel	0.35D	1.0D	Vc	270	270	265	270	270	270
					fz	0.032	0.046	0.057	0.065	0.065	0.07
RPM					14324	10743	8435	7162	5371	4297	
10	High alloyed steel, and tool steel	0.5D	1.0D	Vc	300	300	300	300	300	300	
				fz	0.041	0.057	0.071	0.08	0.082	0.089	
				RPM	15915	11937	9549	7958	5968	4775	
11.1	High alloyed steel, and tool steel	0.35D	1.0D	Vc	270	270	265	270	270	270	
				fz	0.032	0.046	0.057	0.065	0.065	0.07	
				RPM	14324	10743	8435	7162	5371	4297	
K	15-20	Grey cast iron Nodular cast iron Malleable cast iron	0.5D	1.0D	Vc	300	300	300	300	300	300
					fz	0.041	0.057	0.071	0.08	0.082	0.089
					RPM	15915	11937	9549	7958	5968	4775
					FEED	2610	2722	2712	2546	2447	2125



SELECTION GUIDE



SERIES	G9D75 G9D67	G9D76 G9D68	G9D77 G9D69	GAE53
FLUTE	4&5	4&5	4&5	4&5
HELIX ANGLE	44°~45° (MULTIPLE HELIX)	44°~45° (MULTIPLE HELIX)	44°~45° (MULTIPLE HELIX)	44°~45° (MULTIPLE HELIX)
CUTTING EDGE SHAPE	CORNER RADIUS ROUGHING	CORNER RADIUS ROUGHING	CORNER RADIUS ROUGHING	CORNER RADIUS ROUGHING
SIZE MIN	D6.0	D6.0	D6.0	D6.0
SIZE MAX	D20.0	D20.0	D20.0	D20.0
PAGE	273	273	274	275

- HSS
- CBN
END MILLS
- i-Xmill
END MILLS
- i-SMART
MODULAR
END MILLS
- X5070
END MILLS
- 4G MILL
END MILLS
- X-POWER
PRO
END MILLS
- TitaNox-
POWER
END MILLS
- JET-POWER
END MILLS
- V7 PLUS
END MILLS
- ALU-POWER
HPC
END MILLS
- ALU-
POWER
END MILLS
- D-POWER
GRAPHITE
END MILLS
- D-POWER
CFRP
END MILLS
- ROUTERS
- CRX S
END MILLS
- K-2
END MILLS
- ONLY ONE
COATED PM60
END MILLS
- TANK-
POWER
END MILLS
- GENERAL
HSS
END MILLS
- MILLING
CUTTERS
- TECHNICAL
DATA

SOLID CARBIDE
4G Mill
END MILLS

X-SPEED ROUGHER

High Speed Cutting
for Pre-Hardened Steels up to HRc55



Please visit
globalyg1.com/mat
for material search

◎ : Excellent ○ : Good

Recommended cutting conditions : P 276

SHORT LENGTH	LONG LENGTH	LONG LENGTH	HSS-PM SHORT LENGTH
X-Coating	X-Coating	X-Coating	X-Coating



ISO	VDI 3323	Material Description	Composition / Structure / Heat Treatment	HB	HRc	G9D75 G9D67	G9D76 G9D68	G9D77 G9D69	GAE53
P	1	Non-alloy steel	About 0.15% C Annealed	125		○	○	○	○
	2		About 0.45% C Annealed	190	13	○	○	○	○
	3		About 0.45% C Quenched & Tempered	250	25	◎	◎	◎	◎
	4		About 0.75% C Annealed	270	28	◎	◎	◎	◎
	5		About 0.75% C Quenched & Tempered	300	32	◎	◎	◎	○
	6	Low alloy steel	Annealed	180	10	○	○	○	○
	7		Quenched & Tempered	275	29	◎	◎	◎	◎
	8		Quenched & Tempered	300	32	◎	◎	◎	○
	9		Quenched & Tempered	350	38	◎	◎	◎	○
	10		High alloyed steel, and tool steel	Annealed	200	15	○	○	○
	11	Quenched & Tempered		325	35	◎	◎	◎	○
M	12	Stainless steel	Ferritic / Martensitic Annealed	200	15	○	○	○	
	13		Martensitic Quenched & Tempered	240	23	○	○	○	
	14		Austenitic	180	10	○	○	○	◎
K	15	Grey cast iron	Pearlitic / ferritic	180	10	◎	◎	◎	◎
	16		Pearlitic (Martensitic)	260	26	◎	◎	◎	◎
	17	Nodular cast iron	Ferritic	160	3	◎	◎	◎	◎
	18		Pearlitic	250	25	◎	◎	◎	◎
	19		Ferritic	130		◎	◎	◎	◎
20	Malleable cast iron	Pearlitic	230	21	◎	◎	◎	◎	
N	21	Aluminum- wrought alloy	Not Curable	60					
	22		Curable Hardened	100					
	23	Aluminum-cast, alloyed	≤ 12% Si, Not Curable	75					
	24		≤ 12% Si, Curable Hardened	90					
	25		> 12% Si, Not Curable	130					
	26	Copper and Copper Alloys (Bronze / Brass)	Cutting Alloys, PB>1%	110		○	○	○	○
	27		CuZn, CuSnZn (Brass)	90		○	○	○	○
	28		CuSn, lead-free copper and electrolytic copper	100		○	○	○	○
	29	Non Metallic Materials	Duroplastic, Fiber Reinforced Plastic						
30	Rubber, Wood, etc.								
S	31	Heat Resistant Super Alloys	Fe Based	Annealed	200	15			
	32			Cured	280	30			
	33			Annealed	250	25			
	34		Ni or Co Based	Cured	350	38			
	35			Cast	320	34			
	36			Titanium Alloys	Pure Titanium	400 Rm			
37	Alpha + Beta Alloys Hardened	1050 Rm							
H	38	Hardened steel	Hardened	550	55				
	39		Hardened	630	60				
	40	Chilled Cast Iron	Cast	400	42				
	41	Hardened Cast Iron	Hardened	550	55				