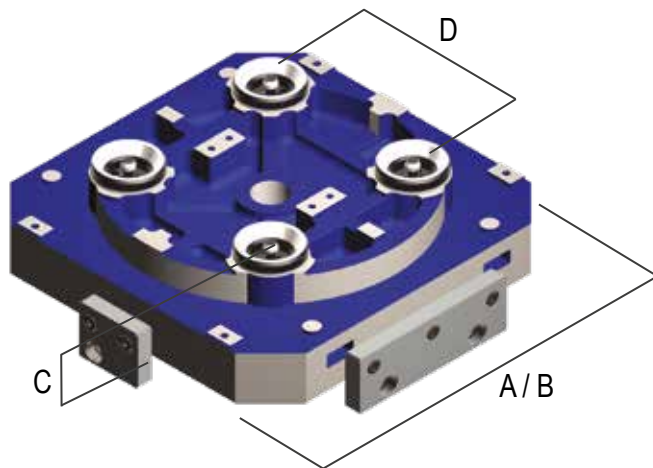


PALLET MAKINO

MAKINO PALLET




Ghisa monoblocco G30 stabilizzata con doppio trattamento di distensione. **Massima precisione**
Solid cast iron cast G30 with double stress relieving heat treatment. **Highest accuracy**




Art. 85

Pallet a reticolo con fori integrali M16
Grid type pallet with solid threads M16



Art. 86

Pallet con cave a T H7
H7 T slots pallet



AMPLIA LE TUE APPLICAZIONI TRAMITE GLI ACCESSORI MODULARI !



Art. 85E

Piastra grande
Big plate

Cod. 8.85.E...MAK*



Art. 85F

Piastra piccola
Small plate

Cod. 8.85.F...MAK*



*Esempio ordine: per art. 85F montato su pallet 500x500 il codice è: 8.85.F5050MAK / *Order example: for Art. 85F mounted on 500x500 pallet the code is: 8.85.F5050MAK

PALLET MAKINO Art.85

Dimensioni - Dimensions (mm)	A	B	C	D	Modelli / Models	Cod.	€
	400	400	115	200	A51NX - A51 - A55	8.85.4040MAK	
	500	500	115	200	A55E - A66	8.85.5050MAK/200	
	500	500	138	240	A61NX - A61 A66E - A77E - A66	8.85.5050MAK	
	500	630	168	300	A71	8.85.5063MAK	
	630	630	168	300	A81 - A81M - A82 - A88 A88E A77 - A82M - A81NX	8.85.6363MAK	
	800	800	168	400	A99E	8.85.8080MAK	

PALLET MAKINO Art.86

Dimensioni - Dimensions (mm)	A	B	C	D	Modelli / Models	Cod.	€
	400	400	115	200	A51NX - A51 - A55	8.86.4040MAK	
	500	500	115	200	A55E - A66	8.86.5050MAK/200	
	500	500	138	240	A61NX - A61 A66E - A77E - A66	8.86.5050MAK	
	500	630	168	300	A71	8.85.5063MAK	
	630	630	168	300	A81 - A81M - A82 - A88 A88E A77 - A82M - A81NX	8.86.6363MAK	
	800	800	168	400	A99E	8.86.8080MAK	

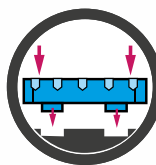

PALLETS




Precisione / Accuracy
±0,005mm

Il miglior pallet per il tuo centro di lavoro orizzontale

The best pallet for your horizontal machining centre



8



A cave o reticolo
T slot or Grid

I pallet Gerardi sono tutti disponibili nelle versioni a cave o reticolo in ghisa monoblocco G30 stabilizzata con doppio trattamento di distensione. Massima precisione!



All Gerardi pallets are available with caves or grid and are made with solid cast iron cast G30 with double stress heat treatment. Highest accuracy!




Arresto laterale
Workstop

Per un rapido e preciso allineamento dell'attrezzatura i pallets sono provvisti di due arresti laterali

Gerardi pallets are equipped with two workstops for quick and accurate positioning of the fixture




DOOSAN




DMGMORI




MANDELLI



MAKINO



MAZAK



OKUMA



KIWA

ACCESSORI E PARTI DI RICAMBIO

SPARE PARTS AND ACCESSORIES

Tutti gli accessori sono forniti completamente temprati e rettificati. **TUTTI I COMPONENTI SONO COMPRESI NEL PREZZO**

All accessories are supplied completely hardened and ground HRC60. **PRICE ALL INCLUSIVE**




1	Art.45B TIRANTE PULL-STUD
2	VITI DI FISSAGGIO FIXING SCREWS
3	Art.85C BUSSOLA CONICA CONIC BUSHING
4	Art.85D SPESSORE SPACER
5	VITI DI FISSAGGIO FIXING SCREWS
6	Art.85L BUSSOLA DI CENTRAGGIO CENTERING BUSHING
7	Art.85E PIASTRA GRANDE BIG PLATE

8	Art.85H BLOCCHETTO DI RIFERIMENTO REFERENT BLOCK
9	Art.85Z / 86Z CORPO DEL PALLET PALLET BODY
10	Art.85F PIASTRA PICCOLA SMALL PLATE
11	VITI DI FISSAGGIO FIXING SCREWS
12	O-RING DI TENUTA O-RING
13	Art.85G TAPPO PLUG





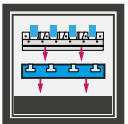
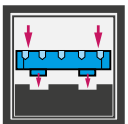
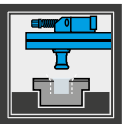
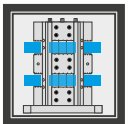
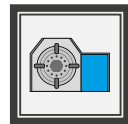
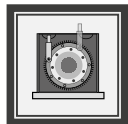


VERIFICHE DIMENSIONALI TRAMITE MACCHINE DI MISURA

DIMENSIONAL CHECK THROUGH MEASUREMENT MACHINES



SIMBOLOGIA DATI TECNICI

TECHNICAL DATA ICONS

MODELLI PORTAPEZZI TOMBSTONE MODELS			 Cubi Cubes	 Spalle 2 Sides tombstones	 Cubi a croce Cross cubes	 Squadre Angles
PIASTRE E PALLET PLATES AND PALLET					 Piastre e sovratavole Plates & Interfaced plates	 Pallet macchina Machine pallet
POSSIBILITÀ DI POSSIBILITY OF			 Posizionamento & cambio rapido Quick change & positioning	 Cubi-morsa Vise tower	 Divisore Automatico Automatic dividing head	 Divisore Meccanico Mechanical dividing head
PAGINE PAGES					 Accessori & Ricambi Accessories & Spare Parts	 Istruzioni corretto utilizzo Instruction for a proper use