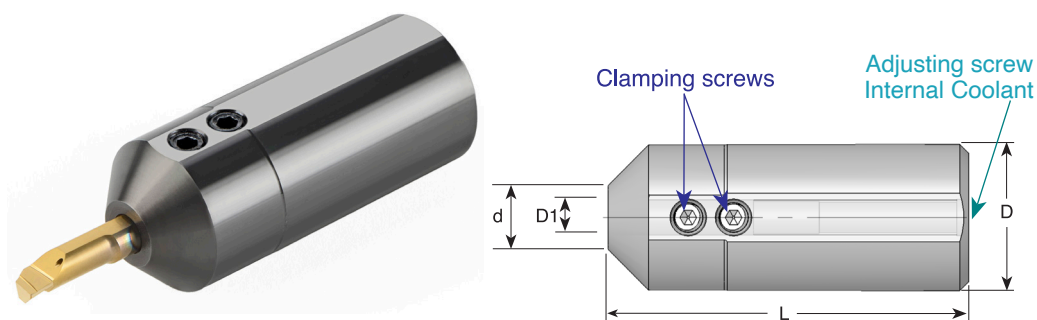


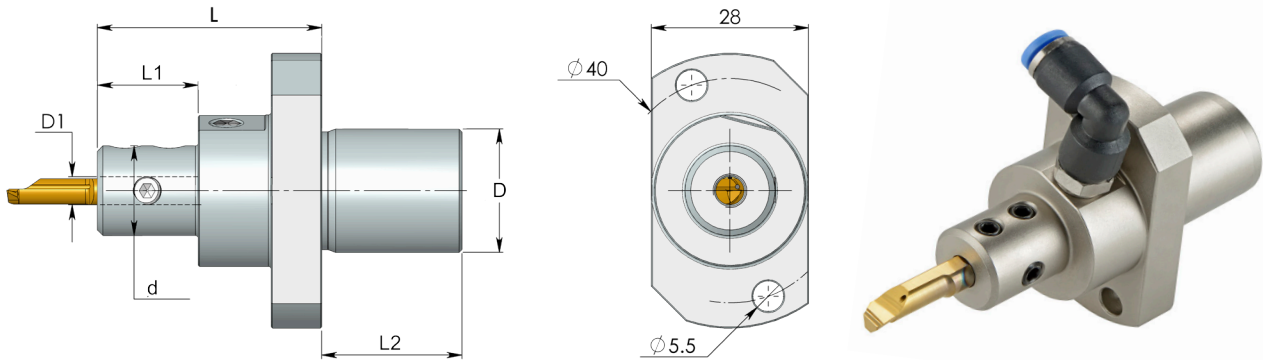
D1	Ordering Code	D	d	L	Key	Clamping Screw	Adjusting Screw
4.0	SIM 0012 H4	12	12	88	K16, K25	S24	S35
	SIM 0016 H4S	16	20	75	K25	S25	S35S
	SIM 0016 H4	16	20	88	K25	S25	S35
	SIM 0020 H4	20	20	88	K25	S25	S35
	SIM 0022 H4	22	22	88	K25	S25	S35
	SIM 0022 H4K	22	22	120	K25	S25	S55
	SIM 0025 H4M	25	25	150	K25	S25	-
5.0	SIM 0012 H5	12	12	88	K16, K25	S24	S35
	SIM 0016 H5S	16	20	75	K25	S25	S35S
	SIM 0016 H5	16	20	88	K25	S25	S35
	SIM 0020 H5	20	20	88	K25	S25	S35
	SIM 0022 H5	22	22	88	K25	S25	S35
	SIM 0022 H5K	22	22	120	K25	S25	S55
	SIM 0025 H5M	25	25	150	K25	S25	-
6.0	SIM 0012 H6	12	14	88	K16, K25	S24	S35
	SIM 0016 H6S	16	20	75	K25	S25	S35S
	SIM 0016 H6	16	20	88	K25	S25	S35
	SIM 0020 H6	20	20	88	K25	S25	S35
	SIM 0022 H6	22	22	88	K25	S25	S35
	SIM 0022 H6K	22	22	120	K25	S25	S55
	SIM 0025 H6M	25	25	150	K25	S25	-
7.0	SIM 0016 H7	16	20	88	K25	S25	S35
	SIM 0020 H7	20	20	88	K25	S25	S35
	SIM 0022 H7	22	22	88	K25	S25	S35
8.0	SIM 0016 H8	16	20	88	K25	S25	S35
	SIM 0020 H8	20	20	88	K25	S25	S35
	SIM 0022 H8	22	22	88	K25	S25	S35
10.0	SIM 0016 H10	16	20	88	K25	S25S	S35
	SIM 0020 H10	20	20	88	K25	S25S	S35
	SIM 0022 H10	22	22	88	K25	S25	S35



D1	Ordering Code	D	d	L	Key	Clamping Screw	Adjusting Screw
3.0	SIM 0025 H3	25	10.8	62	K25	S25	S35M
4.0	SIM 0025 H4	25	10.8	62	K25	S25	S35M
5.0	SIM 0025 H5	25	10.8	62	K25	S25	S35M
6.0	SIM 0025 H6	25	10.8	62	K25	S25	S35M
7.0	SIM 0025 H7	25	10.8	62	K25	S25	S35M
8.0	SIM 0025 H8	25	10.8	62	K25	S25	S35M

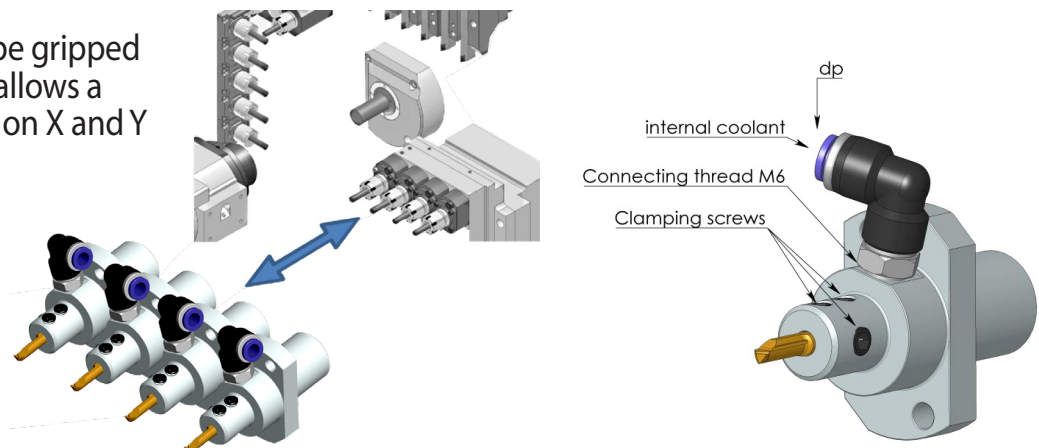
Tiny Tools Toolholders for Star Swiss machines

CPT has developed a unique external turning holder for the sub-spindle on CNC Swiss type lathes.

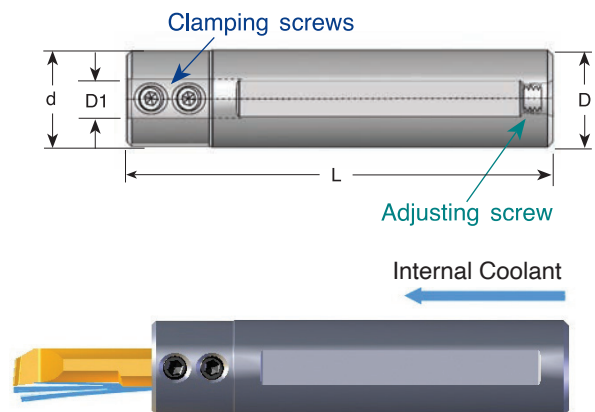
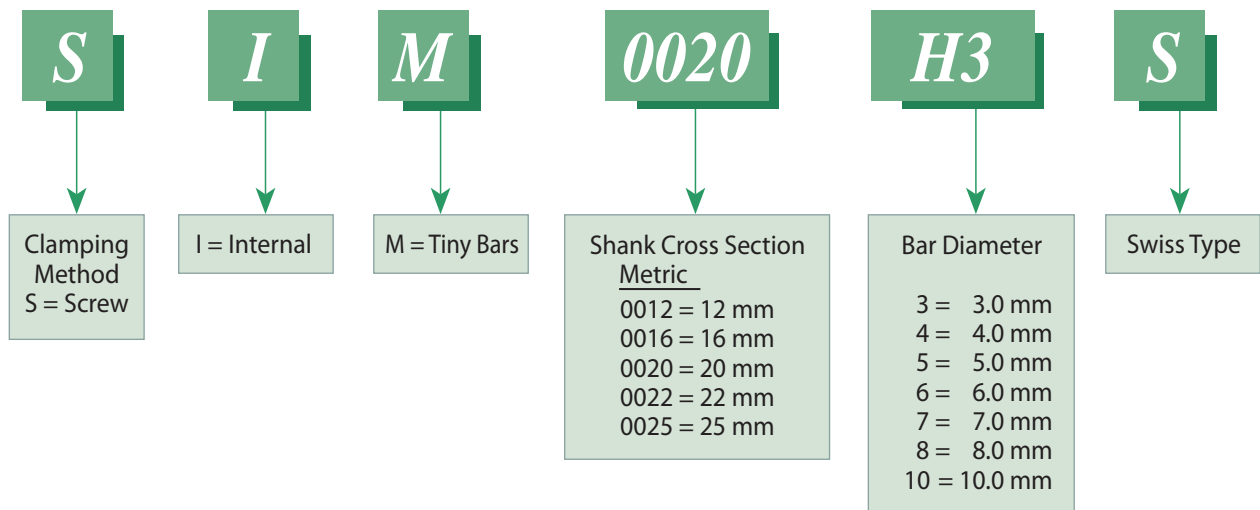


D1	Ordering Code	D	d	L	L1	L2	dp	key	Clamping Screw
3.0	SIM 22S H3	22	16	40	18	25	4/6	K16, K25	S24P
3.0	SIM 22S H3-L	22	16	50	28	25	4/6	K16, K25	S24P
4.0	SIM 22S H4	22	16	40	18	25	4/6	K16, K25	S24P
4.0	SIM 22S H4-L	22	16	50	28	25	4/6	K16, K25	S24P
5.0	SIM 22S H5	22	16	40	18	25	4/6	K16, K25	S24M
5.0	SIM 22S H5-L	22	16	50	28	25	4/6	K16, K25	S24M
6.0	SIM 22S H6	22	16	40	18	25	4/6	K16, K25	S24M
6.0	SIM 22S H6-L	22	16	50	28	25	4/6	K16, K25	S24M
7.0	SIM 22S H7	22	20	40	18	25	4/6	K25	S25
8.0	SIM 22S H8	22	20	40	18	25	4/6	K25	S25
8.0	SIM 22S H8-L	22	20	50	28	25	4/6	K25	S25
10.0	SIM 22S H10	22	20	40	18	25	4/6	K25	S25S
10.0	SIM 22S H10-L	22	20	50	28	25	4/6	K25	S25S

The Tiny tool can be gripped in two directions, allows a turning operation on X and Y axis.



Tiny Tools Toolholders Product Identification - Ordering Codes



D1	Ordering Code	D	d	L	Key	Clamping Screw	Adjusting Screw
3.0	SIM 0012 H3	12	12	88	K16, K25	S24	S35
	SIM 0016 H3S	16	20	75	K25	S25	S35S
	SIM 0016 H3	16	20	88	K25	S25	S35
	SIM 0020 H3	20	20	88	K25	S25	S35
	SIM 0022 H3	22	22	88	K25	S25	S35
	SIM 0022 H3K	22	22	120	K25	S25	S55
	SIM 0025 H3M	25	25	150	K25	S25	-