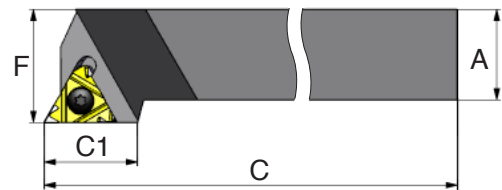
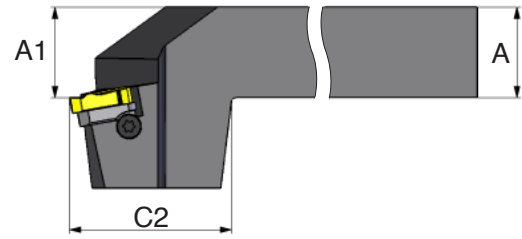



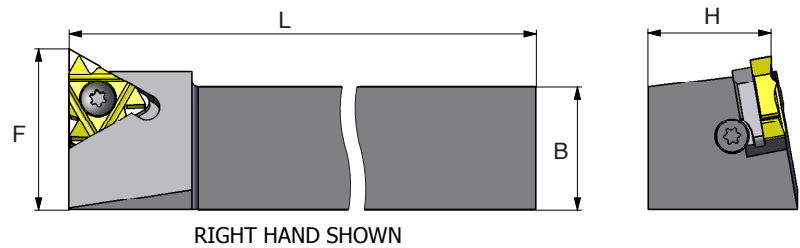
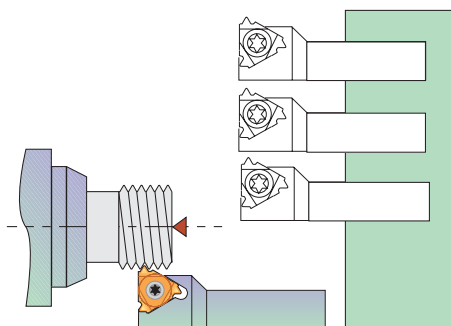
## Drophead Toolholders




Ordering Code Right Hand	 L	A	A1	C	C1	F	C2	Insert Screw	Anvil Screw	Torx Key	RH Anvil	LH Anvil
<b>SER 2020 K16D</b>	16	20	20	125	21.0	25	38	S16	A16	K16	AE16	AI16
<b>SER 2525 M16D</b>	16	25	25	150	21.0	32	38	S16	A16	K16	AE16	AI16
<b>SER 2525 M22D</b>	22	25	25	150	21.0	32	38	S22	A22	K22	AE22	AI22

## Gang Toolholders

Gang Toolholders are External Holders, used in small automatic machines with a gang tool post.



Ordering Code Right Hand	 L	B=H	L	F	Insert Screw	Anvil Screw	Torx Key	RH Anvil	LH Anvil
<b>*SER 8 8 H11G</b>	11	8	100	12.0	S11	-	K11	-	-
<b>*SER 1010 H11G</b>	11	10	100	14.0	S11	-	K11	-	-
<b>SER 1616 K16G</b>	16	16	125	21.7	S16	A16	K16	AE16	AI16
<b>SER 2020 K16G</b>	16	20	125	26.2	S16	A16	K16	AE16	AI16

\*Toolholders with no anvil

For **LEFT HAND** toolholders specify **SEL** instead of **SER**

## Product Identification

### Threading Toolholders Ordering Codes

