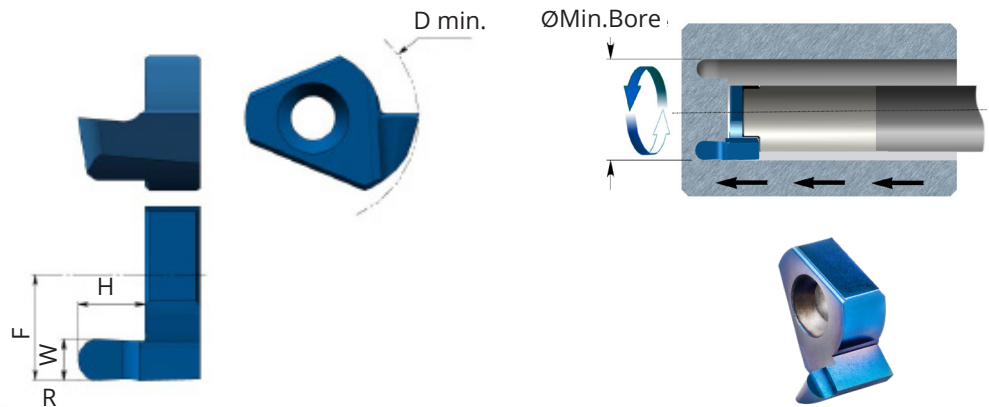


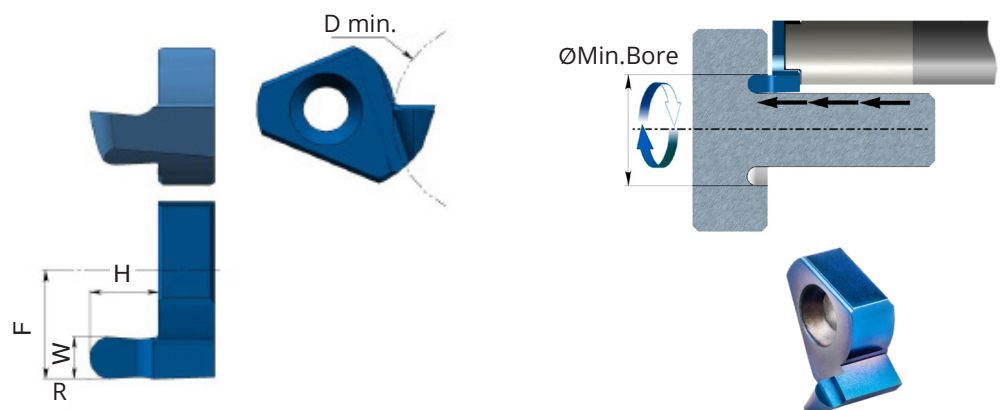
## Face grooving, Full radius Internal



Insert Type	Ordering Code	W ±0.02	R	H max	D min	F
T10	T10 ZI R05 H15	1.0	0.5	1.5	14.0	8.0
	T10 ZI R08 H25	1.6	0.8	2.5		
	T10 ZI R10 H30	2.0	1.0	3.0		
	T10 ZI R125 H30	2.5	1.25	3.0		
	T10 ZI R15 H30	3.0	1.5	3.0		

Order example: T10 ZI R05 H15 BLU

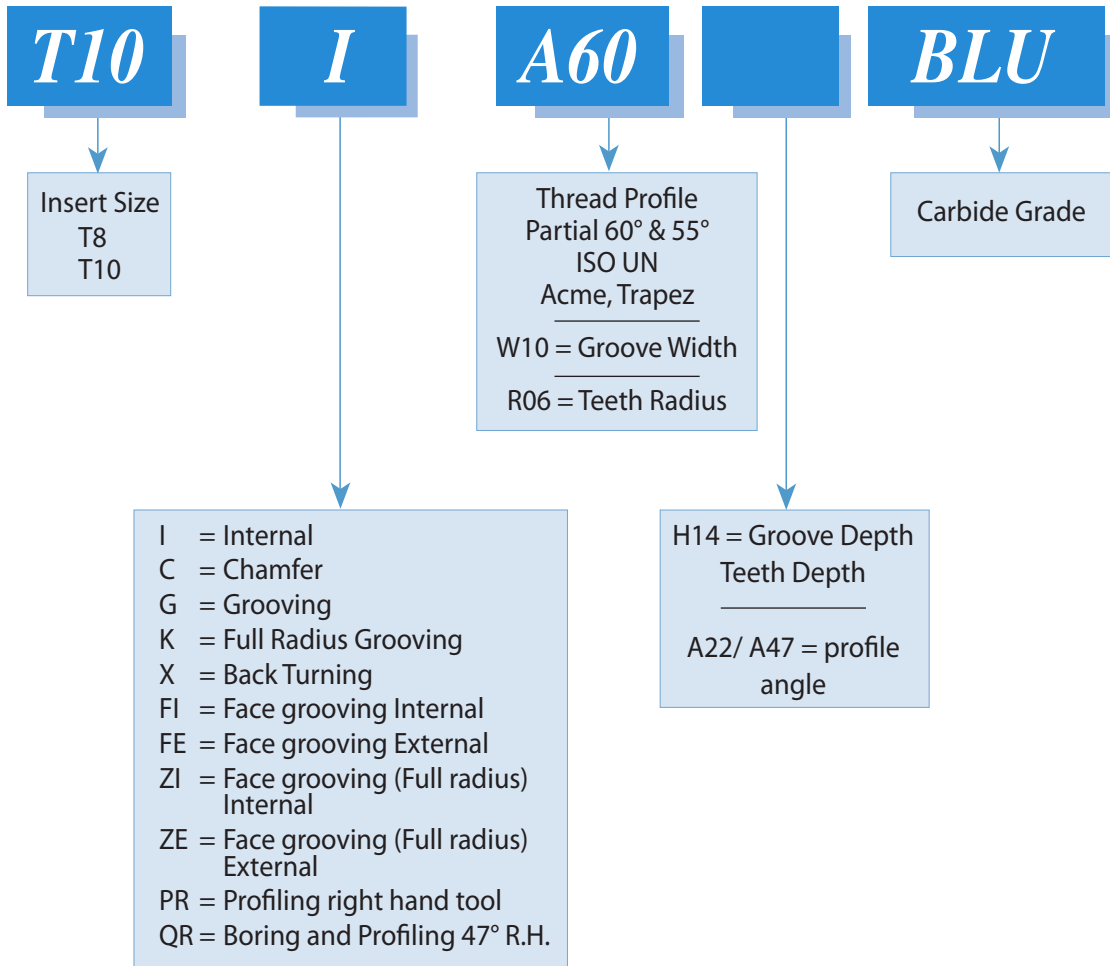
## External



Insert Type	Ordering Code	W ±0.02	R	H max	D min	F
T10	T10 ZE R05 H15	1.0	0.5	1.5	12.0	8.0
	T10 ZE R08 H25	1.6	0.8	2.5		
	T10 ZE R10 H30	2.0	1.0	3.0		
	T10 ZE R125 H30	2.5	1.25	3.0		
	T10 ZE R15 H30	3.0	1.5	3.0		

# Product Identification - Ordering Codes

## Inserts



## Toolholders

