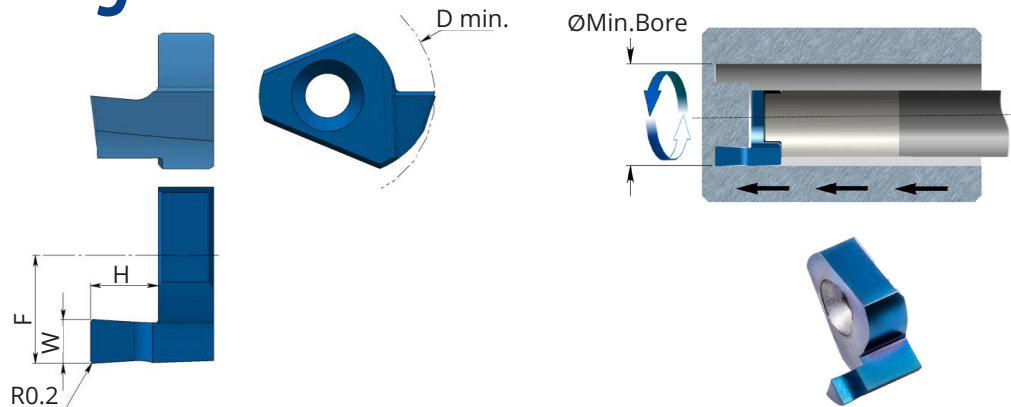


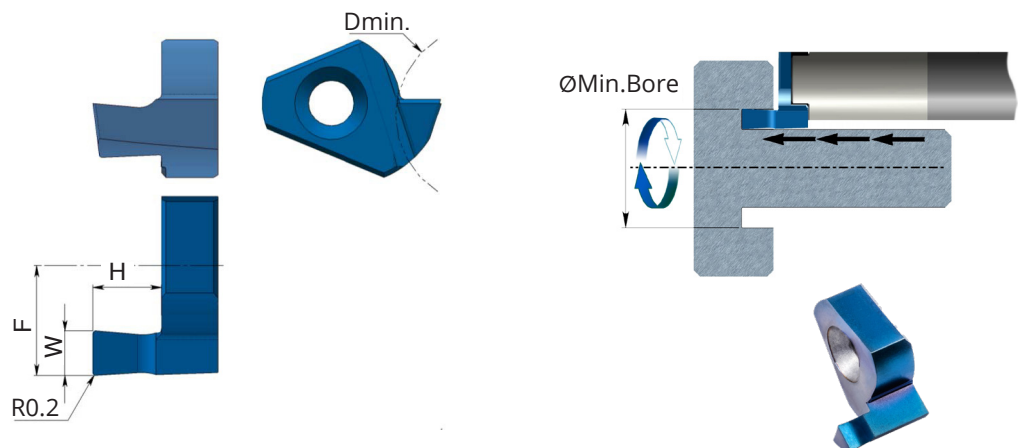
Face grooving Internal



Insert Type	Ordering Code	W ±0.02	H max	D min	F
T10	T10 FI W10 H15	1.0	1.5	14.0	8.0
	T10 FI W15 H25	1.5	2.5		
	T10 FI W20 H30	2.0	3.0		
	T10 FI W20 H50	2.0	5.0		
	T10 FI W25 H30	2.5	3.0		
	T10 FI W25 H50	2.5	5.0		
	T10 FI W30 H30	3.0	3.0		
	T10 FI W30 H50	3.0	5.0		

Order example: T10 FI W30 H50 BLU

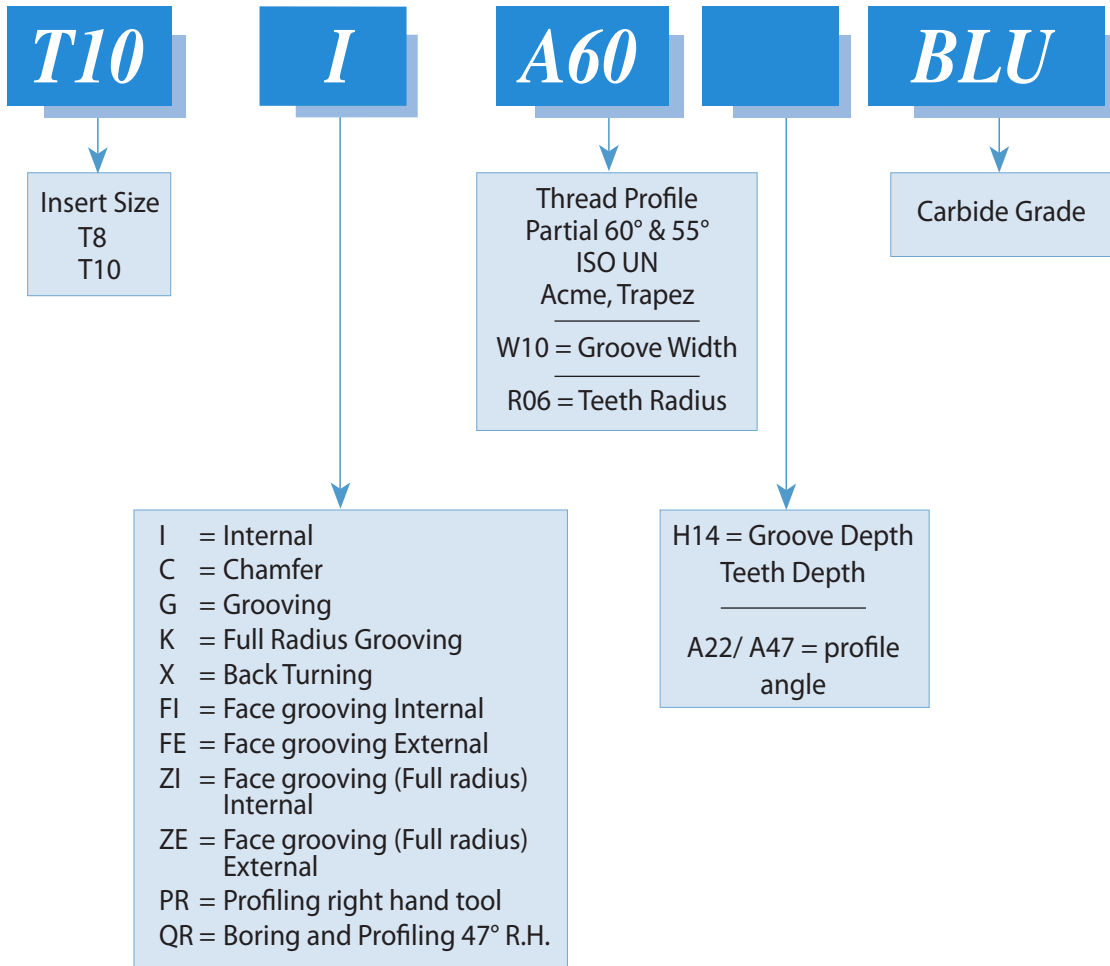
External



Insert Type	Ordering Code	W ±0.02	H max	D min	F
T10	T10 FE W10 H15	1.0	1.5	12.0	8.0
	T10 FE W15 H25	1.5	2.5		
	T10 FE W20 H30	2.0	3.0		
	T10 FE W20 H50	2.0	5.0		
	T10 FE W25 H30	2.5	3.0		
	T10 FE W25 H50	2.5	5.0		
	T10 FE W30 H30	3.0	3.0		
	T10 FE W30 H50	3.0	5.0		

Product Identification - Ordering Codes

Inserts



Toolholders

