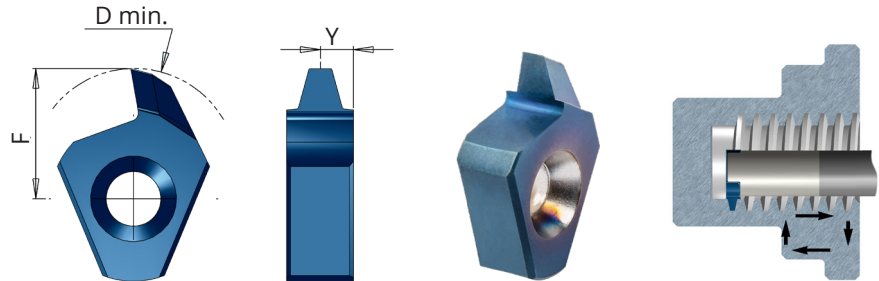


Acme

Inserts for internal thread




Insert Type	Ordering Code	Pitch TPI	Thread size	D min	F	Y
T8	T8 I 10 ACME	10	1/2-10	10.1	5.5	1.3
T10	T10 I 8 ACME	8	5/8-8	12.7	7.3	1.6
	T10 I 6 ACME	6	3/4-6	14.8	7.9	2.0

Order example: T10 I 6 ACME BLU

Trapez - DIN103

Inserts for internal thread

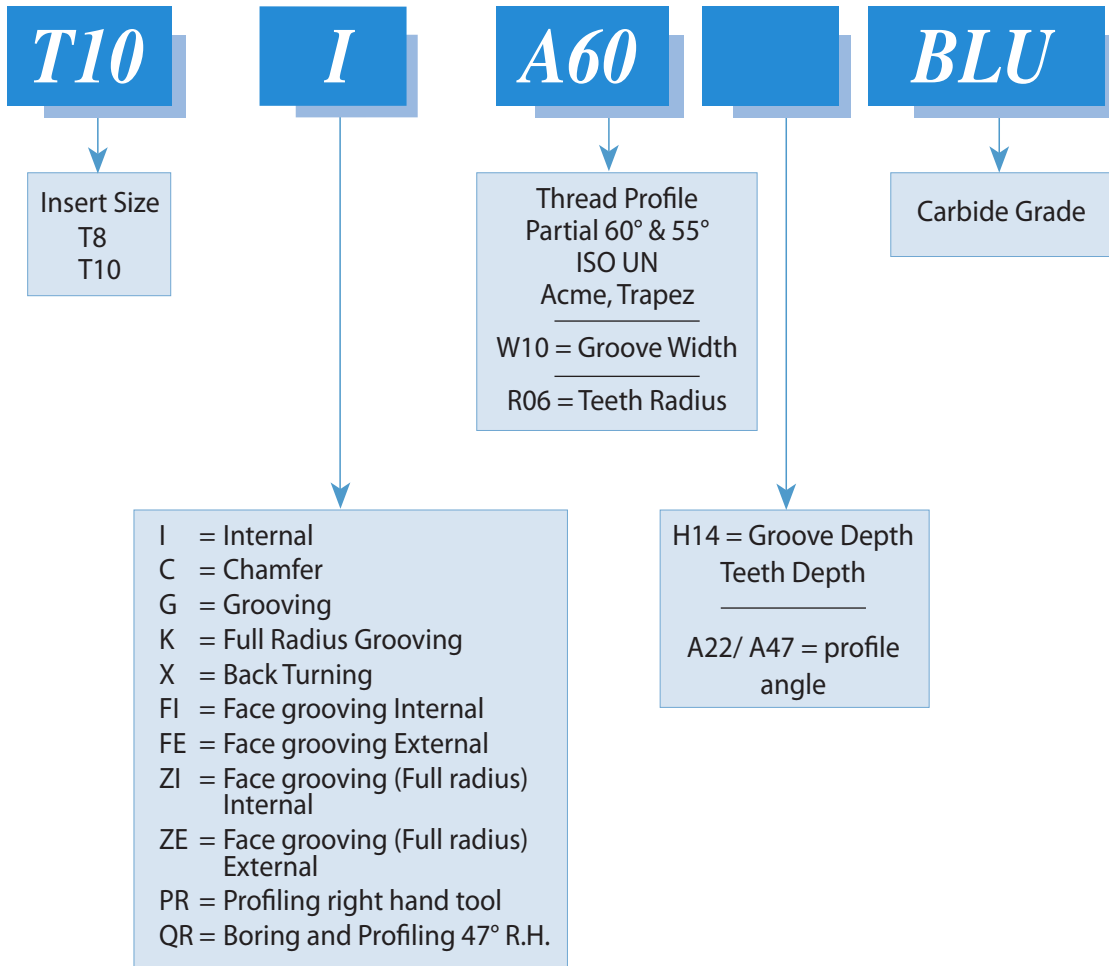


Insert Type	Ordering Code	Pitch mm	Thread size	D min	F	Y
T8	T8 I 2 TR	2	Tr12x2, Tr14x2	10.0	4.8	1.0
	T8 I 3 TR	3	Tr14x3	11.0	5.8	1.5
T10	T10 I 2 TR	2	Tr16x2, Tr18x2, Tr20x2	14.0	7.0	1.0
	T10 I 3 TR	3	Tr22x3	19.0	7.9	1.5
	*T10 I 4 TR	4	Tr16x4, Tr18x4	12.0	6.7	2.0

*To use with T10 toolholders version B

Product Identification - Ordering Codes

Inserts



Toolholders

