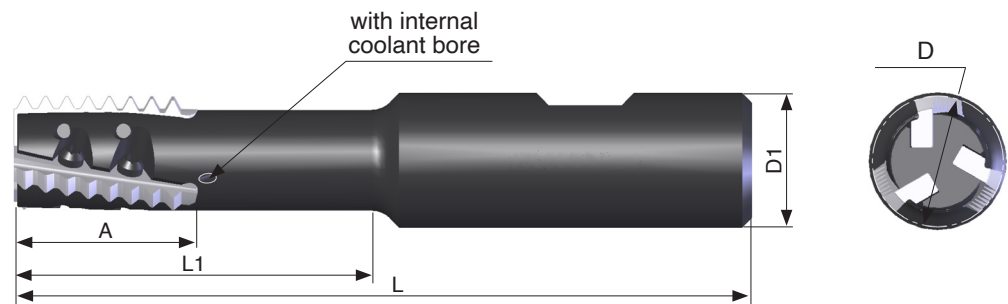
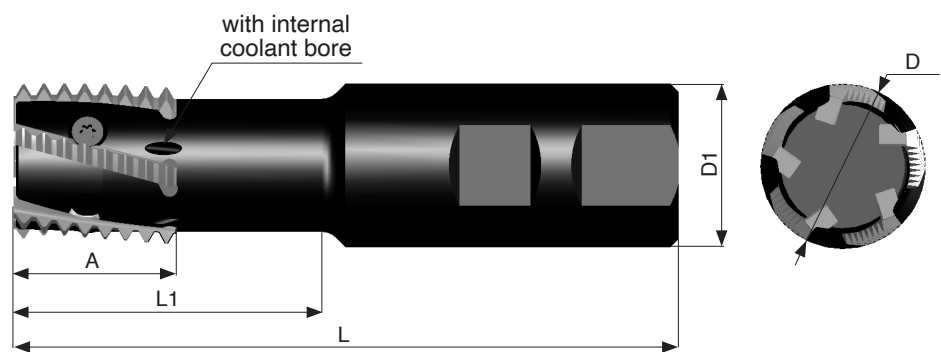


## Toolholders



Ordering Code	Insert Type	Insert size A	D	D1	L	L1	No. of Inserts	Screw	Key
<b>SRH13S-1</b>	H13	27	13	20	80	26	1	S13	K11
<b>SRH13-1</b>	H13	27	13	20	90	35	1	S13	K11
<b>SRH15-1</b>	H15	27	15	20	95	40	1	S15	K11
* <b>SRH17-2</b>	H17	27	17	20	85	30	2	S17	K11
* <b>SRH17J-2</b>	H17	27	17	20	100	45	2	S17	K11
<b>SRH19-2</b>	H19	27	19	20	85	30	2	S19	K11
<b>SRH19J-2</b>	H19	27	19	20	110	55	2	S19	K11
<b>SRH19-3</b>	H19	27	19	20	85	30	3	S19	K11
<b>SRH19J-3</b>	H19	27	19	20	110	55	3	S19	K11

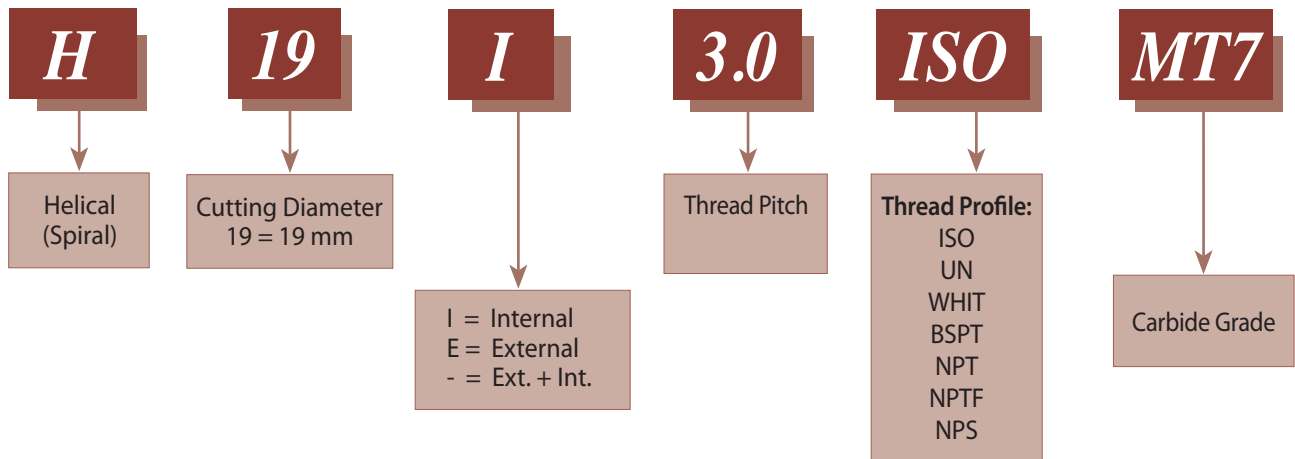
\* When using NPT, NPTF, BSPT inserts the cutting diameter D = 18 mm



Ordering Code	Insert Type	Insert size A	D	D1	L	L1	No. of Inserts	Screw	Key
<b>SRH23-2</b>	H23	27	23	25	110	50	2	S23	K21
<b>SRH23M-2</b>	H23	27	23	25	150	75	2	S23	K21
<b>SRH28-3</b>	H28	32	28	32	150	75	3	S32S	K22
<b>SRH32-5</b>	H32	32	32	32	130	60	5	S32	K22
<b>SRH32P-5</b>	H32	32	32	32	180	90	5	S32	K22

## Product Identification - Ordering Codes

### Spiral Mill - Thread Inserts



### Spiral Mill - Thread Toolholders

