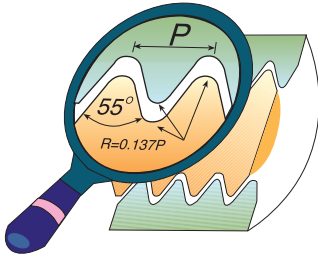
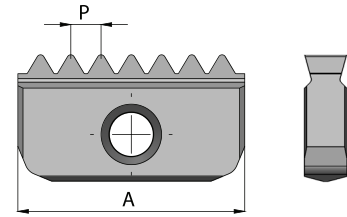


WHIT BSW, BSF, BSP



Same Insert for External and Internal thread.

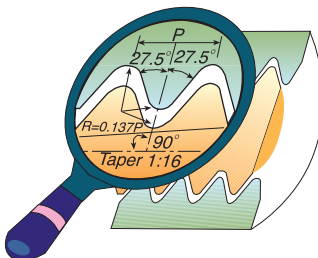


Pitch TPI	Insert Size = A				
	12	14	21	30	40
24		14-24 W			
20		14-20 W	21-20 W		
19	* 12 - 19 W	14-19 W	21-19 W		
18		14-18 W			
16		14-16 W	21-16 W	30-16 W	
14		14-14 W	21-14 W	30-14 W	
12		14-12 W	21-12 W		
11		*14-11 W	21-11 W	30-11 W	40-11 W
10			21-10 W		
8					40- 8 W

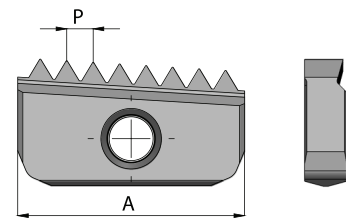
* One cutting edge

Order example: 21-11 W MT7

BSPT



Conical pipe thread inserts are one-sided and may be used for both External and Internal threading.



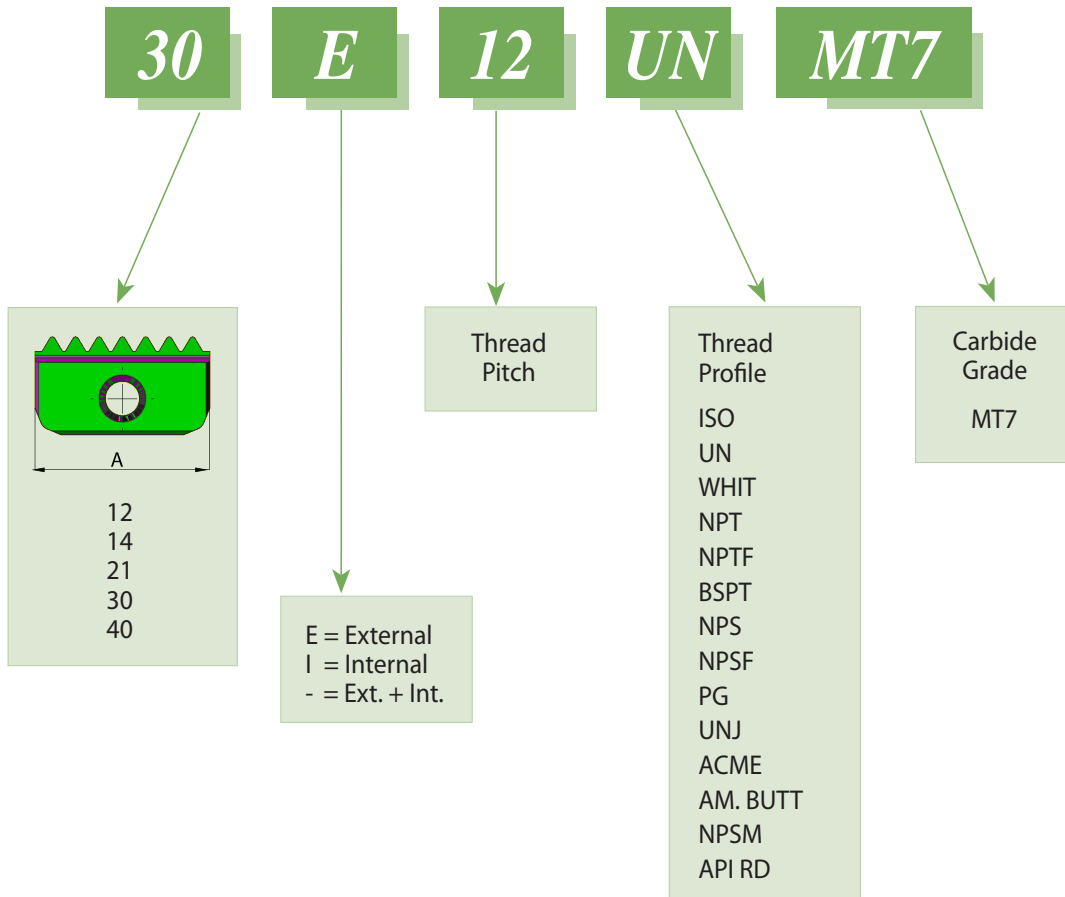
Pitch TPI	Insert Size = A				
	12	14	21	30	40
19	12-19 BSPT	14-19 BSPT			
14		14-14 BSPT	21-14 BSPT		
11			21-11 BSPT	30-11 BSPT	40-11 BSPT

Order example: 14-19 BSPT MT7

For conical preparation end mills see page B08-23

Product Identification

Mill-Thread Inserts Ordering Codes



	Insert Size = A				
	12	14	21	30	40
H	6.3	7.5	12	16	20
T	2.9	3.1	4.7	5.5	6.3

