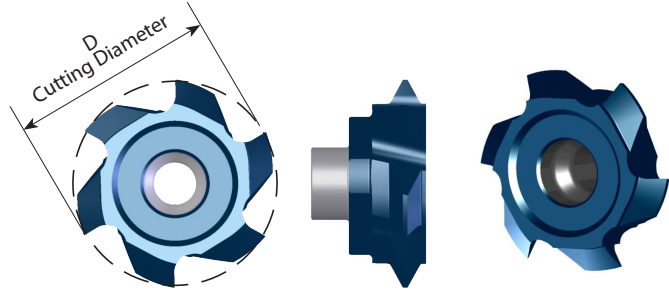


Partial Profile 60° - ISO, UN

Same insert for internal and external thread

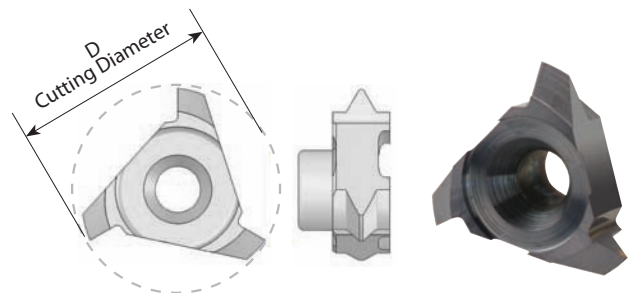
Multi Flute



Insert Type	Ordering Code	Pitch Range mm	Pitch Range TPI	D	No. of Flutes	Thread Dia (min)		Holder Code*
						Pitch Low range	Pitch High range	
S17	S160 F AG60	Int. 1.0-3.5	28-7	16.0	6	$\varnothing \geq 20$	$\varnothing \geq 22$	H3, 3.1, 4, 5, 18, 19, 20
		Ex. 0.8-3.0	32-8.5					
S20	S200 F G60	Int. 1.5-2.5	16-10	20.0	6	$\varnothing \geq 23$	$\varnothing \geq 25$	H5.1, 5.2, 6, 7, 8, 9, 21, 22, 23
		Ex. 1.0-2.0	28-13					
S20	S200 D N60	Int. 3.0-5.0	8-5	20.0	4	$\varnothing \geq 25$	$\varnothing \geq 29$	H5.1, 5.2, 21
		Ex. 2.5-4.5	10-6					
S35	S350 F N60	Int. 3.0-5.0	8-5	35.0	6	$\varnothing \geq 38$	$\varnothing \geq 40$	H12, 13, 14, 26
		Ex. 2.5-4.5	10-6					
S35	S350 F Q60	Int. 5.0-6.0	5-4	35.0	6	$\varnothing \geq 40$	$\varnothing \geq 44$	H12, 13, 14, 26
		Ex. 4.5-5.0	6-5					

Partial Profile 60° - NPT

Same insert for internal and external thread



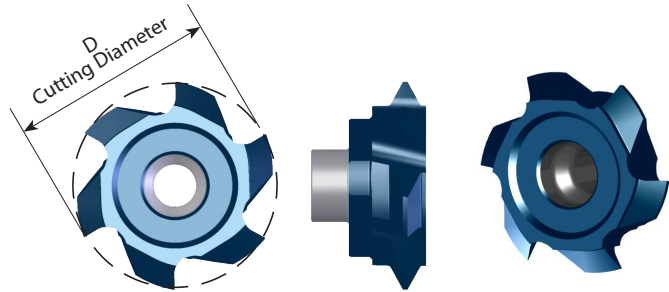
Insert Type	Ordering Code	Pitch TPI	Standard	D	Holder Code*
C10	C10 18 NPT	18	1/4 - 3/8	10.0	H1, 1.1, 2, 15, 17
C18	C18 14 NPT	14	1/2 - 3/4	15.8	H5.1, 5.2, 21
C25	C25 11.5NPT	11.5	1-2	25.0	H10, 11, 24, 25
	C25 8 NPT	8	$\geq 2 \frac{1}{2}$	25.0	

* For complete toolholder description see pages B07-22 and 23

Partial Profile 60° - ISO, UN

Same insert for internal and external thread

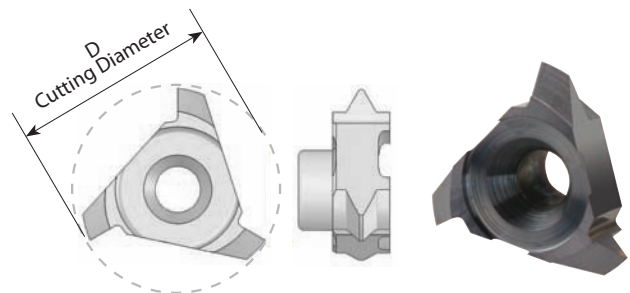
Multi Flute



Insert Type	Ordering Code	Pitch Range mm	Pitch Range TPI	D	No. of Flutes	Thread Dia (min)		Holder Code*
						Pitch Low range	Pitch High range	
S17	S160 F AG60	Int. 1.0-3.5	28-7	16.0	6	$\varnothing \geq 20$	$\varnothing \geq 22$	H3, 3.1, 4, 5, 18, 19, 20
		Ex. 0.8-3.0	32-8.5					
S20	S200 F G60	Int. 1.5-2.5	16-10	20.0	6	$\varnothing \geq 23$	$\varnothing \geq 25$	H5.1, 5.2, 6, 7, 8, 9, 21, 22, 23
		Ex. 1.0-2.0	28-13					
S20	S200 D N60	Int. 3.0-5.0	8-5	20.0	4	$\varnothing \geq 25$	$\varnothing \geq 29$	H5.1, 5.2, 21
		Ex. 2.5-4.5	10-6					
S35	S350 F N60	Int. 3.0-5.0	8-5	35.0	6	$\varnothing \geq 38$	$\varnothing \geq 40$	H12, 13, 14, 26
		Ex. 2.5-4.5	10-6					
S35	S350 F Q60	Int. 5.0-6.0	5-4	35.0	6	$\varnothing \geq 40$	$\varnothing \geq 44$	H12, 13, 14, 26
		Ex. 4.5-5.0	6-5					

Partial Profile 60° - NPT

Same insert for internal and external thread

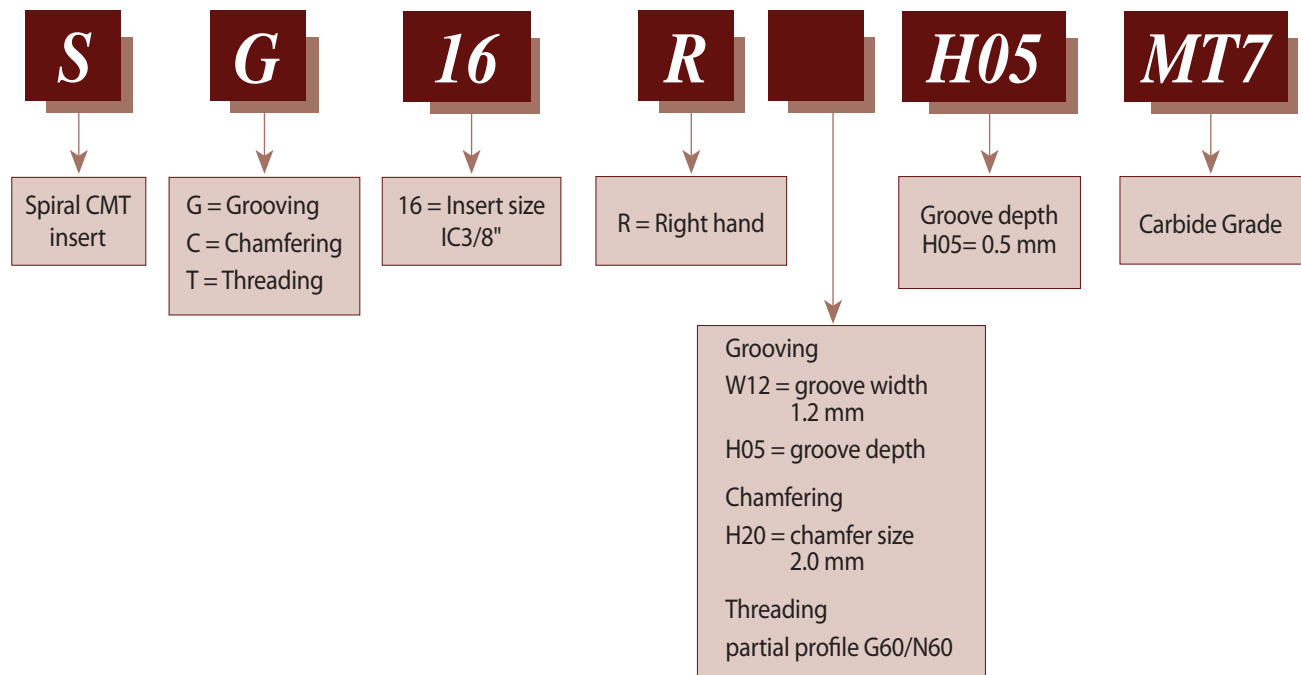


Insert Type	Ordering Code	Pitch TPI	Standard	D	Holder Code*
C10	C10 18 NPT	18	1/4 - 3/8	10.0	H1, 1.1, 2, 15, 17
C18	C18 14 NPT	14	1/2 - 3/4	15.8	H5.1, 5.2, 21
C25	C25 11.5NPT	11.5	1-2	25.0	H10, 11, 24, 25
	C25 8 NPT	8	$\geq 2 \frac{1}{2}$	25.0	

* For complete toolholder description see pages B07-22 and 23

Product Identification - Ordering Codes

Inserts



Toolholders

