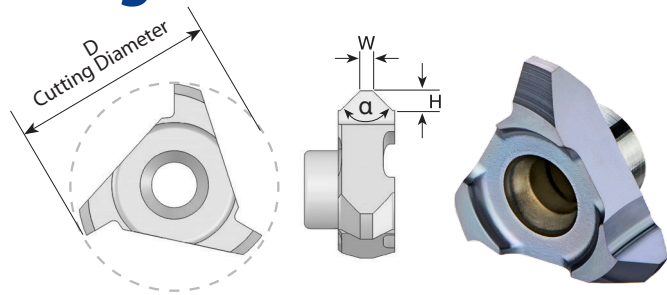
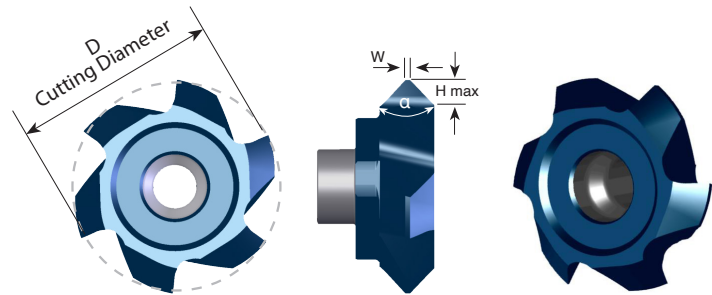


## Chamfering and Grooving



Insert Type	Ordering Code	D	H	W	α	Holder Code*
C10	<b>C10 C90</b>	10.0	1.30	0.4	90°	H1, 2, 15, 17
C12	<b>C12 C90</b>	12.0	1.35	0.3	90°	H3, 4, 5, 18, 20
C18	<b>C18 C90</b>	17.8	1.95	1.1	90°	H5.1, 5.2, 6, 7, 8, 9, 21, 22, 23
C25	<b>C25 C90</b>	25.0	2.50	1.0	90°	H10, 11, 24, 25

## Chamfering, Grooving and Boring Multi Flute



Insert Type	Ordering Code	D	H max	W	α	No. of Flutes	Holder Code*
S17	<b>SC160 E H14</b>	16.0	1.35	0.2	90°	5	H3, 3.1, 4, 5, 18, 19, 20
S20	<b>SC170 E H14</b>	17.0	1.35	0.2	90°	5	H6, 7, 8, 9, 21, 22, 23
	<b>SC200 F H14</b>	20.0	1.35	0.2	90°	6	H5.1, 5.2, 6, 7, 8, 9, 21, 22, 23
	<b>SC200 F H24</b>	20.0	2.35	0.2	90°	6	
S35	<b>SC350 F H42</b>	35.0	4.20	0.2	90°	6	H12, 13, 14, 26
S20	<b>SC200 F H20</b>	20.0	1.95	1.0	90°	6	H5.1, 5.2, 6, 7, 8, 9, 21, 22, 23
	<b>SC200 F H17</b>	20.0	1.70	1.5	90°	6	
	<b>SC200 F H15</b>	20.0	1.50	2.0	90°	6	
	<b>SC200 F H12</b>	20.0	1.20	2.5	90°	6	

\* For complete toolholder description see pages B07-22 and 23

## *CMT Multi Insert Milling Cutters*

**CMT indexable milling inserts and cutters for Grooving, Chamfering and Threading**



### **Inserts**

- Insert profiles are fully ground
- Spiral inserts for smooth cutting operation
- Three cutting edges on each insert
- For a wide range of materials and applications

Carbide grade: MT7

### **Milling cutters / Disc milling cutter**

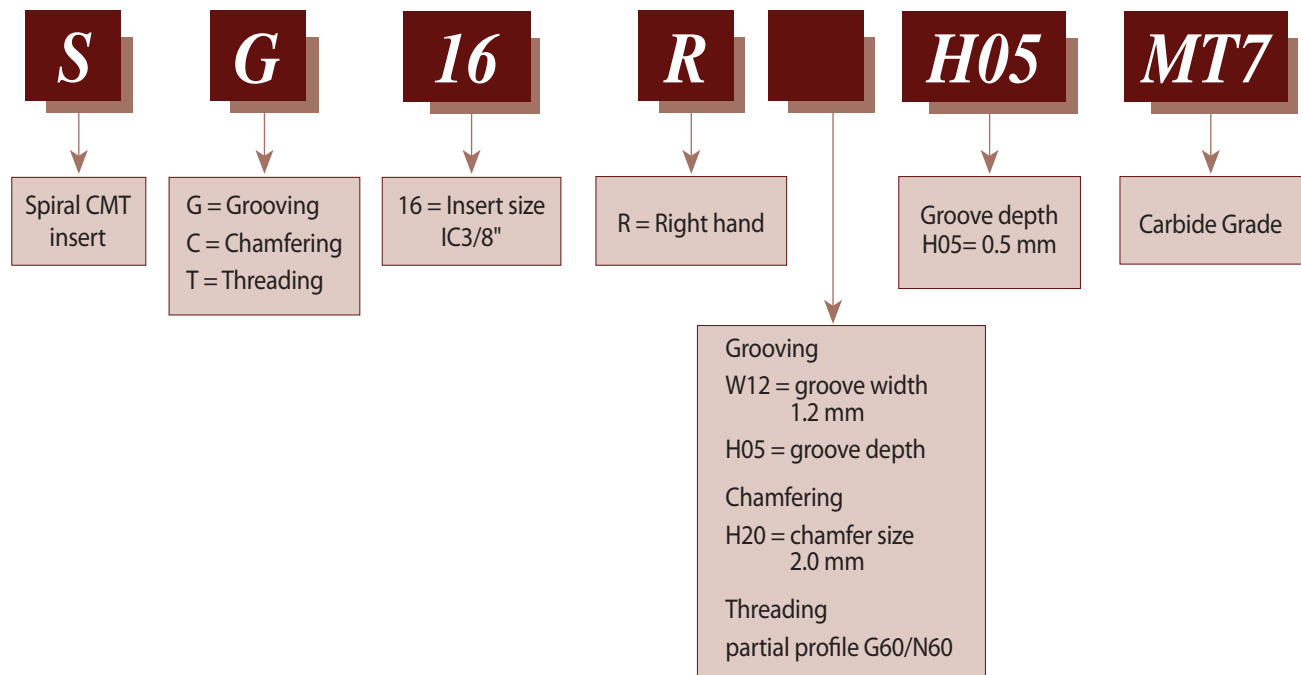
- 4 - 8 inserts per holder, for high productivity
- For use with CPT standard CMT S35 toolholders
- The milling cutters are coated with a special layer (silver color) for high anti-corrosive resistance and extra protection against cutting burrs



Demonstration

## Product Identification - Ordering Codes

### Inserts



### Toolholders

